



UNIVERSITY OF INFORMATION TECHNOLOGY  
OFFICE OF INSPECTION – LEGAL AFFAIRS AND  
QUALITY ASSURANCE

**ALUMNI SURVEY 2019  
SUMMARY RESULTS REPORT**

**1. Introduction**

- The purpose of the survey has been to examine the state of our former students after graduating;
- To examine the level of response program, knowledge and skills of former students adapted for their current job.
- Based on the result, School has been changed learning outcomes, programme content, methods of teaching and strengthen conditions to enhance quality training and students' percentage which have jobs.
- The survey was conducted from November 28, 2019 to January 28, 2020.
- The survey respondents were alumni who graduated from the academic year 2015-2016 to 2019-2020 (1st graduation)
- The UIT Rector established the Organization Board to collect alumni's feedback, consist of representatives from faculties, the Office of Inspection-Legal Affairs and Quality Assurance and the Office of Students Affairs. The alumni survey invitation sent to all alumni with valid email addresses. The alumni completed the online questionnaire at <http://survey.uit.edu.vn>.
- The survey was 11 questions in length, including 7 questions for graduating information (current job status, job level and function, work location, organizational size, salaries,...), 4 questions for evaluating the UIT's training quality and open-ended comments.

**2. Results**

**2.1. Number of Respondents and Response Rates**

	Faculties	Number of graduates	Number of respondents	% Response (2019)	% Response (2018)
1.	Software Engineering (SE)	421	279	66.3	30.0
2.	Information Systems (IS)	382	200	52.4	31.2
3.	Computer Science (CS)	400	168	42	18.7
4.	Computer Engineering (CE)	332	117	35.2	19.2
5.	Information Science and Engineering	158	46	29.1	37.0
6.	Computer Network and Communication	455	260	57.1	23.3
7.	Information Security	37	10	27	-
	<b>Total</b>	<b>2185</b>	<b>1080</b>	<b>44.2</b>	<b>26.6</b>

## 2.2. Graduating Information

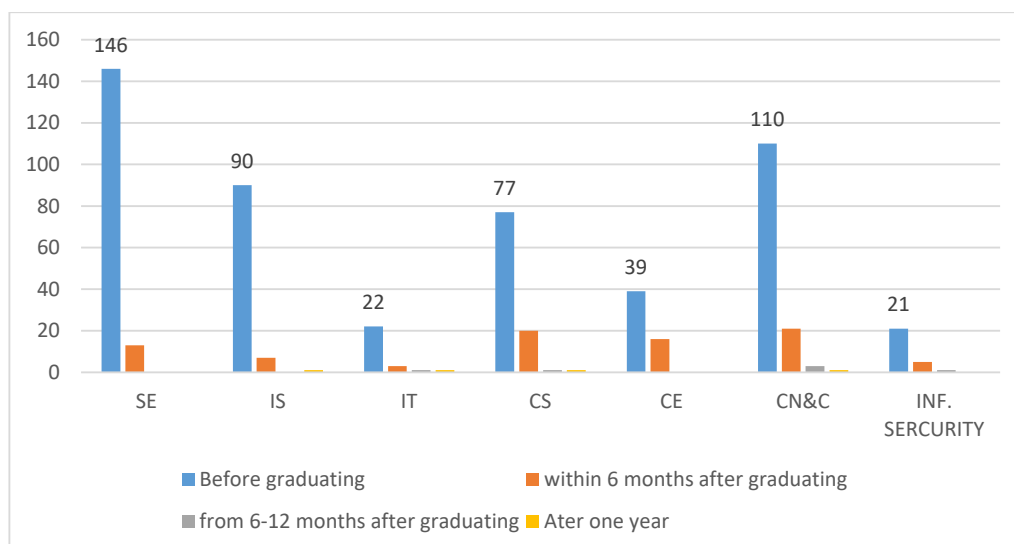
### - Employment Status

With 647 alumni participated in the survey in 2019, there were 600/647 (92.7%) former students who are currently employed, the others didn't work (7.3%).

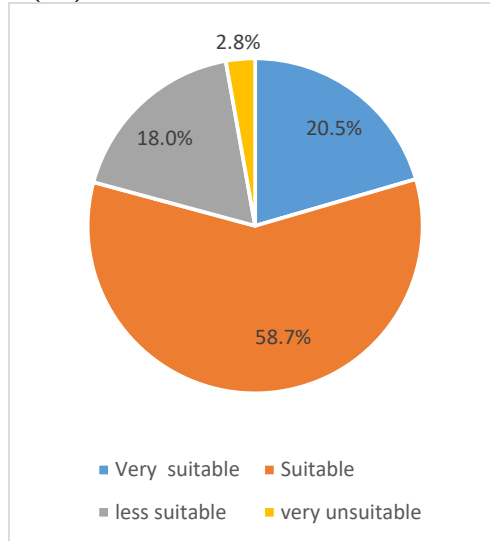
Within 40 alumni unemployed: 14 students continue studying, 20 students have no intention to get a job, 11 students fail to find the job.

		SE	IS	CS	IT (S&IE)	CE	CN & C	Information Security	Total	%
Total		159	98	99	27	55	135	27	600	-
Employed (92.7%)	- Be employed	126	84	90	27	54	134	27	542	90.3
	- Self-employed/business owners	8	7	2	0	1	1	0	19	3.5
	- Do jobs for others	25	7	7	0	0	0	0	39	6.2
Total		4	8	10	3	10	9	3	47	-
Un-employed (7.3%)	- Studying postgraduate	1	0	6	2	4	1	0	14	29.8
	- Having no intention to get a job.	1	7	3	1	3	4	1	20	42.6
	- Looking for jobs but fail	1	0	0	0	1	0	0	2	4.3

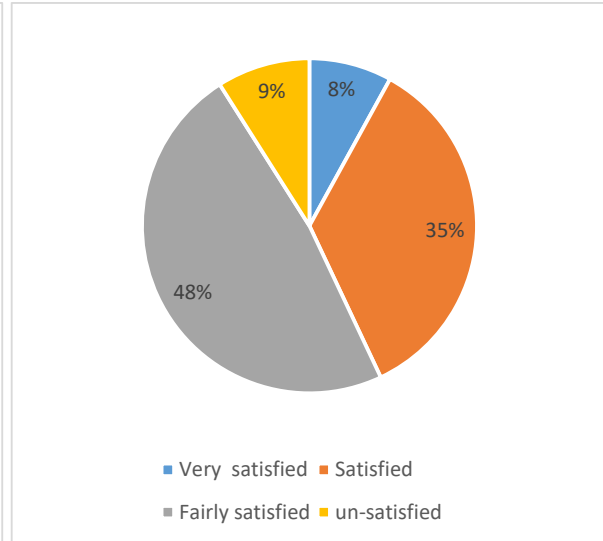
### - Time to get a current job (%)



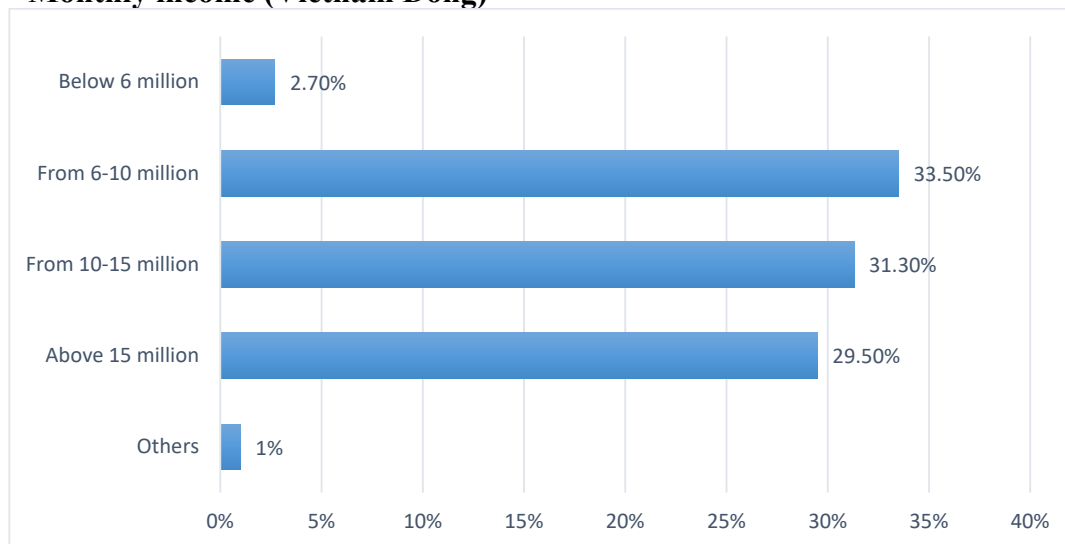
**- Current Employment as Related to Major (%)**



**- Satisfaction with Current Employment (%)**



**- Monthly income (Vietnam Dong)**



**- Position and Company's name**

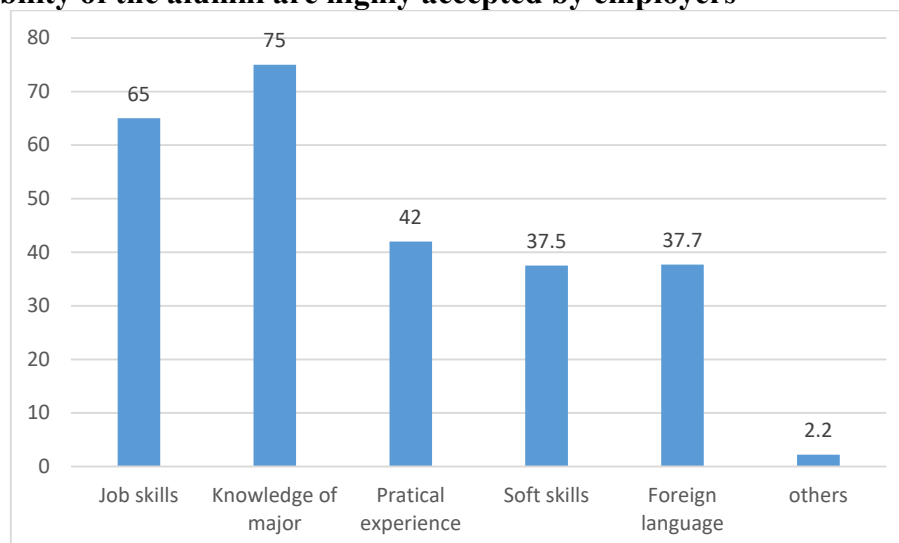
Alumni were asked to identify their company and position.

UIT's alumni are currently working in some types of companies such as: State- Owned Company (SOE), Private Enterprise, Joint Stock Company, Limited liability partnership, Non- profit organization, Joint Venture Company.

78.5% Alumni are working in IT area with many positions, here are some results:

- ▶ The word “Manager/Leader/Executive” appeared in the current job titles of 22 times;
- ▶ Title “Developer” (.NET, AI, Android, Front- End, Game,...): 168 times;
- ▶ “Engineer” (Software, data, physical design, QC, Embedded software, hardware engineer, ...): 103 times.
- ▶ 21 times listed themselves as “QC/QA Engineer” in their current job title.
- ▶ 32 times listed “Lecturer/Researcher” in universities in their current job title;

- **The ability of the alumni are highly accepted by employers**



- **Other courses or training course after graduating**

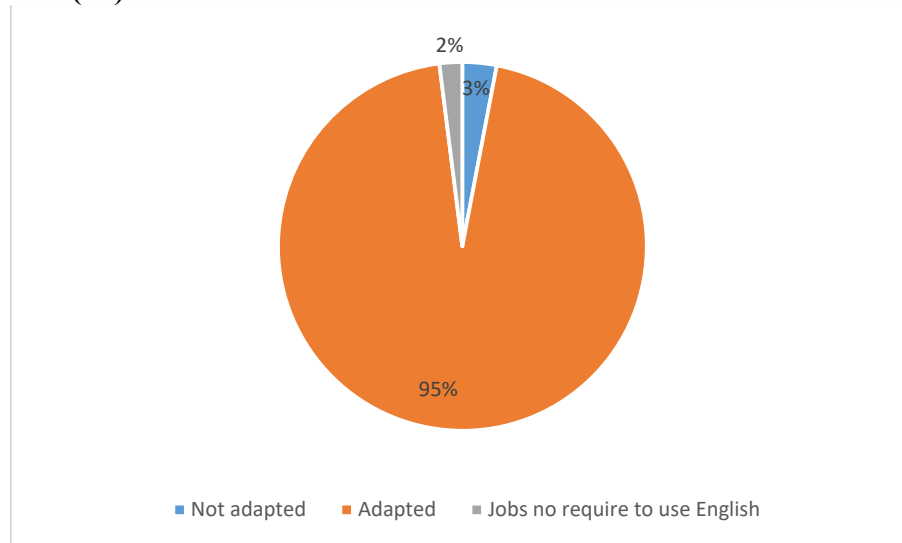
No.	Course*	Percentage
1.	Foreign language	<b>49.2</b>
2.	The same to your major	<b>19.3</b>
3.	Different from your major	<b>17.4</b>
4.	Post Graduate	<b>14</b>

\*There were 264/591 alumni (44.7%) who took part in some courses or extra- training courses after graduating, lower than 2015s (3.5%), 2016s (2.3%) and 2018s (45.5%).

**2.3. Evaluating the UIT's Training Quality (%)**

No.	Faculty	Content	Not useful	less useful	useful	very useful
1	Software Engineering (113Alumni)	Knowledge	0.8	13.3	77	8.9
		Skills	3.7	9.6	56.3	38.1
		Projects	0.8	7.1	78.8	13.3
2	Information Systems (64 Alumni)	Knowledge	0	10.8	75.7	13.5
		Skills	0.2	28.1	59.5	12.2
		Projects	1.6	3.1	75	20.3
3	Information Science and Engineering (12 Alumni)	Knowledge	0	6.7	73.3	20
		Skills	0	0	80	20
		Projects	0	8.3	75	16.7
4	Computer Science (31 Alumni)	Knowledge	1.3	11.4	65.8	21.5
		Skills	6.8	6.8	72.8	13.6
		Projects	3.6	7.1	67.9	21.4
5	Computer Engineering (31 Alumni)	Knowledge	2.3	6.8	65.9	25
		Skills	6.8	6.8	72.8	13.6
		Projects	6.4	12.9	61.3	19.4
6	Computer Networks and Communication (110Alumni)	Knowledge	1.8	17.8	58.9	21.5
		Skills	5.1	9.2	63.3	22.4
		Projects	0	6.4	68.2	25.5
7	Information Security (21 Alumni)	Knowledge	8.7	17.4	56.5	17.4
		Skills	5.2	10.5	63.2	21.1
		Projects	9.5	4.8	76.2	9.5

- **The level of response of alumni' foreign language proficiency to the job requirements (%)**



**3. Additional Comments**

There were 511 comments (higher than 2017s with 279 comments, 2018s with 334 comments) about *things that UIT/Faculty needs to improve* and *the trends of job in computer and information technology fields*.