

ALUMNI SURVEY 2018 SUMMARY RESULTS REPORT

1. Introduction

- The purpose of the survey has been to examine the state of our former students after graduating;
- To examine the level of response program, knowledge and skills of former students adapted for their current job.
- Based on the result, The School has been changed learning outcomes, programme content, methods of teaching and strengthen conditions to enhance quality training and students' percentage which have jobs.
- The survey was conducted from September 22 to November 20, 2018.
- The survey respondents were alumni who graduated from the academic year 2014-2015 to 2017-2018 (1st graduation).
- The UIT Rector established the Organization Board to collect alumni's feedback, consist of representatives from faculties, the Office of Inspection-Legal Affairs and Quality Assurance and the Office of Students Affairs. The alumni survey invitation sent to all alumni with valid email addresses. The alumni completed the online questionnaire at <http://survey.uit.edu.vn>.
- The survey was 11 questions in length, including 7 questions for graduating information (current job status, job level and function, work location, organizational size, salaries,...), 4 questions for evaluating the UIT's training quality and open-ended comments.

2. Results

2.1. Number of Respondents and Response Rates

	Faculties	Number of graduates	Number of respondents	% Response (2018)	% Response (2017)
1.	Software Engineering (SE)	430	129	30.0	25.3
2.	Information Systems (IS)	417	130	31.2	36.9
3.	Computer Science (CS)	347	65	18.7	31.3
4.	Computer Engineering (CE)	276	53	19.2	21.1
5.	Information Science and Engineering	46	17	37.0	-
6.	Computer Network and Communication	510	120	23.3	17.0
	Total	2030	514	25.3	26.1

2.2. Graduating Information

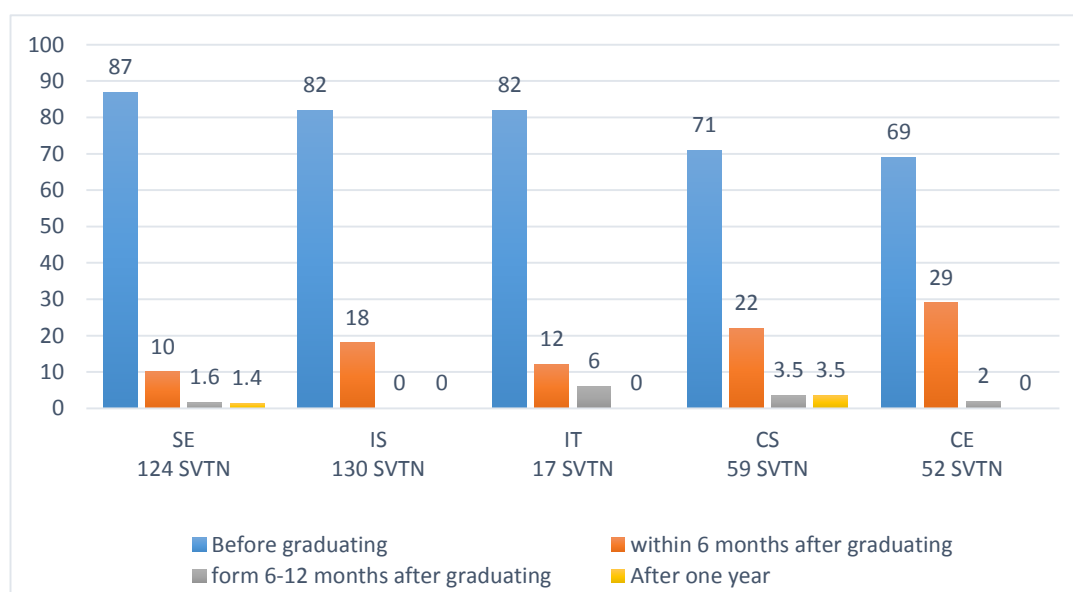
- Employment Status

With 514 alumni participated in the survey in 2018, there were 498/514 (96.9%) former students who are currently employed, of which 94.4% work for an employer and 2.5% are self-employed/business owners.

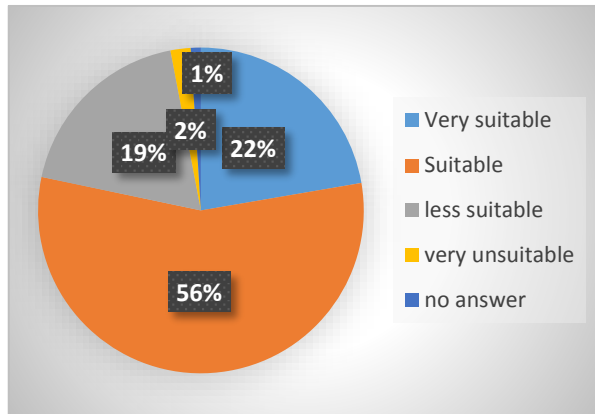
3.1% (16/514) alumni are unemployed: 2.3% continue studying, 0.2 % have no intention to get a job, 0.6% looked for jobs but fail.

		SE	IS	CS	IT (S&I E)	CE	CN & C	Total	%
Total		124	130	59	17	52	116	498	-
Employed (96.9%)	- Be employed	117	125	58	17	52	113	482	96.9
	- Self –employed/ business owners	7	5	1	0	0	3	16	3.2
	- Creating jobs for others	27	5	6	0	8	20	66	13.3
Total		5	0	6	0	1	4	16	-
Un-employed (3.1%)	- Studying postgraduate	4	0	6	0	1	1	12	75.0
	- Having no intention to get a job.	0	0	0	0	0	1	1	6.3
	- Looking for jobs but fail	1	0	0	0	0	2	3	18.7

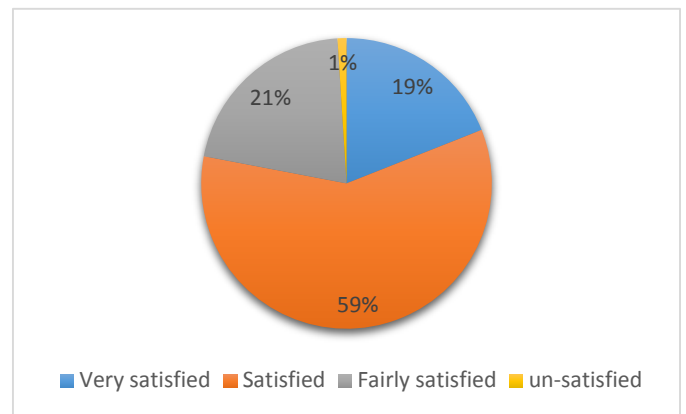
- Time to get a current job (%)



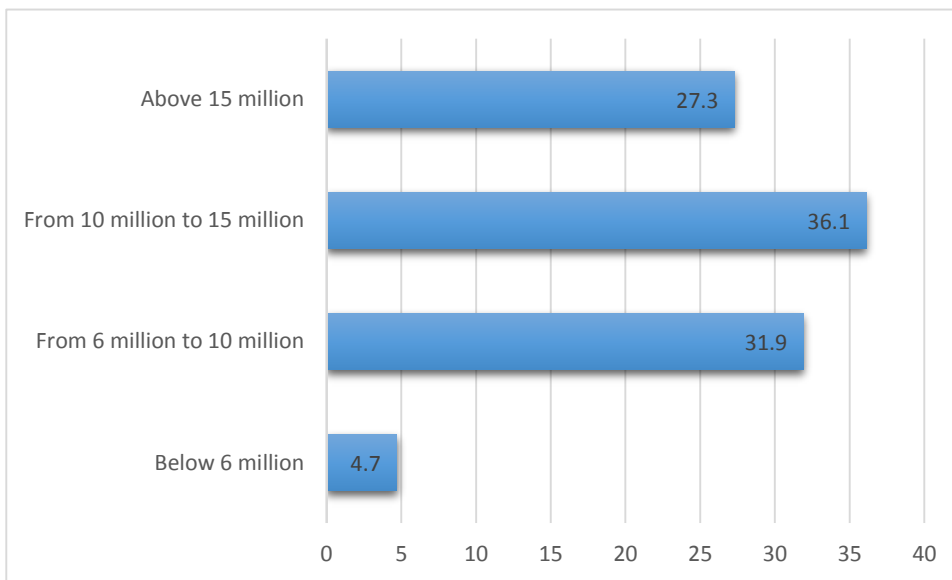
- Current Employment as Related to Major (%)



- Satisfaction with Current Employment (%)



- Monthly income (Vietnam Dong)



- Position and Company's name

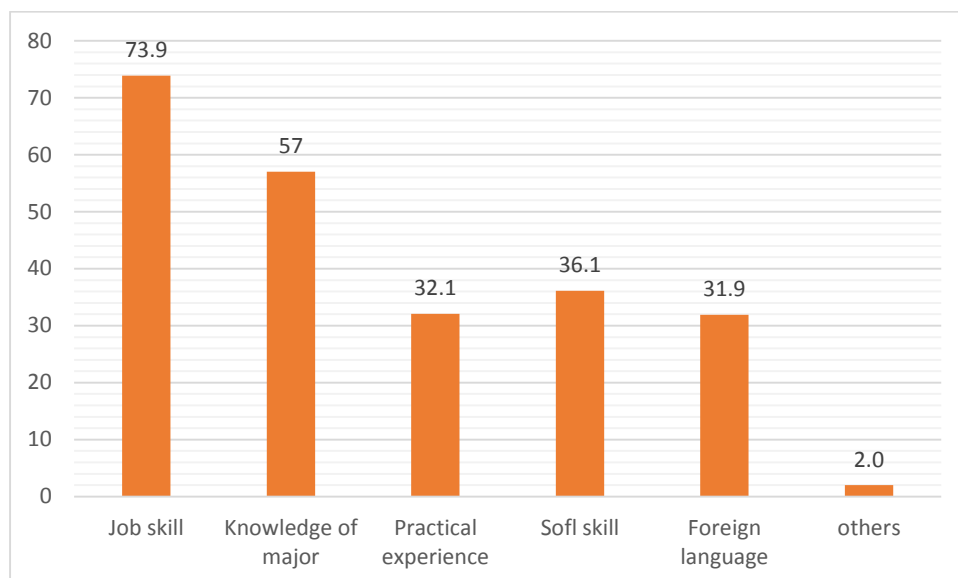
Alumni were asked to identify their company and position.

UIT's alumni are currently working in some types of companies such as: State- Owned Company, Private Enterprise, Joint Stock Company, Limited liability partnership, Non-profit organization, Joint Venture Company.

78.5% Alumni are working in IT area with many positions, here are some results:

- ▶ The word "Manager/Leader/Executive" appeared in the current job titles of 22 alumni;
- ▶ 179 alumni listed "Developer" in their current job title;
- ▶ 70 alumni listed "Engineer" in their current job title;
- ▶ 11 alumni listed themselves as "QC/QA Engineer" in their current job title.
- ▶ 11 alumni listed "Tester/Coder" in universities in their current job title;

- The ability of the alumni are highly rated by employers



- Other courses or training course after graduating

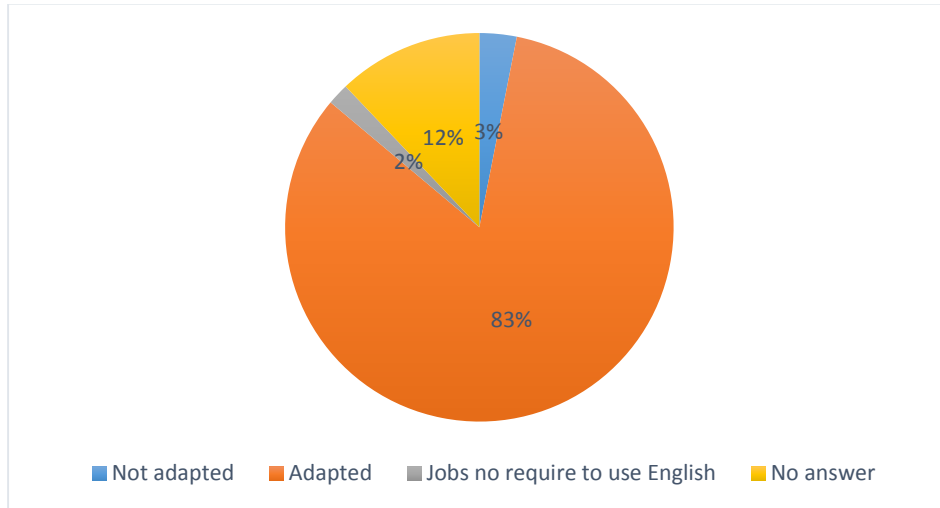
No.	Course*	Percentage
1.	Foreign language	28.9
2.	The same to your major	11.3
3.	Different from your major	7.6
4.	Post Graduate	8.0

*There were 234/415 alumni (45.5%) who took part in some courses or extra- training courses after graduating, lower than 2015s (3.5%), 2016s (2.3%). The chart shows the percentage of studying/improving a foreign language is the highest. The Board of UIT's need to noticed.

2.3. Evaluating the UIT's Training Quality (%)

No.	Faculty	Content	Not useful	less useful	useful	very useful
1	Software Engineering (129 Alumni)	Knowledge	7.3	10.9	73.3	8.5
		Skills	10.8	22.5	59.7	7
		Projects	12.4	21.7	54.3	11.6
2	Information System (130 Alumni)	Knowledge	9.9	10.8	70.8	8.5
		Skills	11.6	22.3	59.2	6.9
		Projects	13.2	21.5	53.8	11.5
3	Science and Information Engineering (17 Alumni)	Knowledge	-	35.3	64.7	-
		Skills	5.9	52.9	29.4	11.8
		Projects	-	52.9	47.1	-
4	Computer Science (65 Alumni)	Knowledge	24.6	29.2	35.4	10.8
		Skills	24.6	29.2	40	6.2
		Projects	24.6	35.4	30.8	9.2
5	Computer Engineering (53 Alumni)	Knowledge	5.6	15.1	58.5	20.8
		Skills	11.4	22.6	41.5	24.5
		Projects	10.4	22.6	35.8	31.2
6	Computer Networks and Communication (120 Alumni)	Knowledge	13.3	14.2	61.7	10.8
		Skills	15.8	24.2	52.5	7.5
		Projects	13.3	21.7	51.7	13.3

- The level of response of alumni' foreign language proficiency to the job requirements (%)



3. Additional Comments

There were 334 comments (higher than 2017s with 279 comments) about *things that UIT/Faculty needs to improve and the trends of job in computer and information technology fields.*