

2016 ALUMNI SURVEY SUMMARY RESULTS REPORT

1. Introduction

- The purpose of the survey has been to examine the state of our former students in a number of categories: (1) Employment, (2) Further education, (3) Feedback on our bachelor's degree program; and to determine the extent to which the University of Information Technology (UIT) met the needs of its graduates in important academic areas.
- The survey was conducted from August 25 to October 25, 2016.
- The survey respondents were alumni who graduated from academic year 2012-2013 to 2016-2017 (1st graduation).
- The UIT Rector established the Organization Board to collect alumni's feedback, consisting of representatives from faculties, the Office of Inspection-Legal Affairs and Quality Assurance and the Office of Students Affairs. The alumni survey invitation was emailed to all alumni with valid email addresses. The alumni completed the online questionnaire at <http://survey.uit.edu.vn>.
- The survey was 10 questions in length, including 7 questions for graduating information (current job status, job level and function, work location, organizational size, salaries,...), 3 questions for evaluating the UIT's training quality and open-ended comments.

2. Results

2.1. Number of Respondents and Response Rates

| Faculties | | Number of graduates | Number of respondents | % Response (2016) | % Response (2015) |
|--------------|---|---------------------|-----------------------|-------------------|-------------------|
| 1 | Software Engineering (SE) | 440 | 86 | 19.5 | 17.6 |
| 2 | Information Systems (IS) | 350 | 94 | 26.9 | 21.1 |
| 3 | Computer Science (CS) | 329 | 89 | 27.1 | 23.9 |
| 4 | Computer Engineering (CE) | 363 | 75 | 20.7 | 31.4 |
| 5 | Computer Network and Communication (CN&C) | 446 | 56 | 12.6 | 16.3 |
| Total | | 1928 | 400 | 20.7 | 21.4 |

2.2. Graduating Information

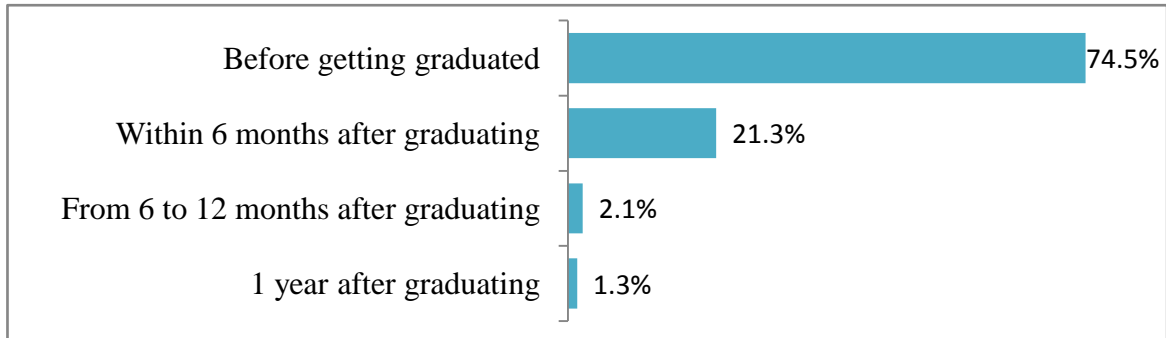
- Employment Status

Among the 400 alumni participated in the survey in 2016, 95% are currently employed, of which 87% work for an employer and 8% are self-employed/business owners.

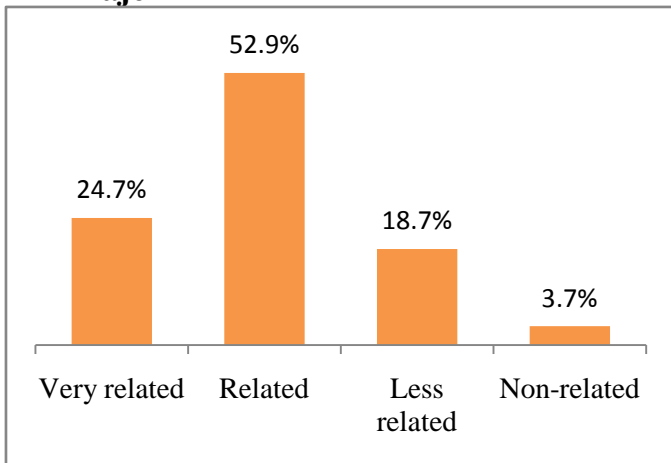
5% alumni are not working: 2% continue studying, 1.5% have no intention to get a job, 1% looked for jobs but fail.

| Information | | SE | IS | CS | CE | CN&C | Total | |
|-------------|----------------------------------|-----------|-----------|-----------|-----------|-----------|------------|-----------|
| | | | | | | | Count | % |
| Employed | Number of: | 82 | 91 | 83 | 70 | 54 | 380 | 95 |
| | - Work for an employer | 76 | 78 | 77 | 65 | 52 | 348 | 87 |
| | - Self-employed/business owners | 6 | 13 | 7 | 4 | 2 | 32 | 8 |
| | - Create jobs for other people | 17 | - | 5 | 15 | 14 | 51 | 54 |
| Unemployed | Number of: | 4 | 3 | 6 | 5 | 2 | 20 | 5 |
| | - Continue studying | 3 | 2 | - | - | 2 | 7 | 2 |
| | - Have no intention to get a job | - | - | 2 | - | - | 2 | 1 |
| | - Look for jobs but fail | 1 | 1 | 4 | - | - | 6 | 2 |

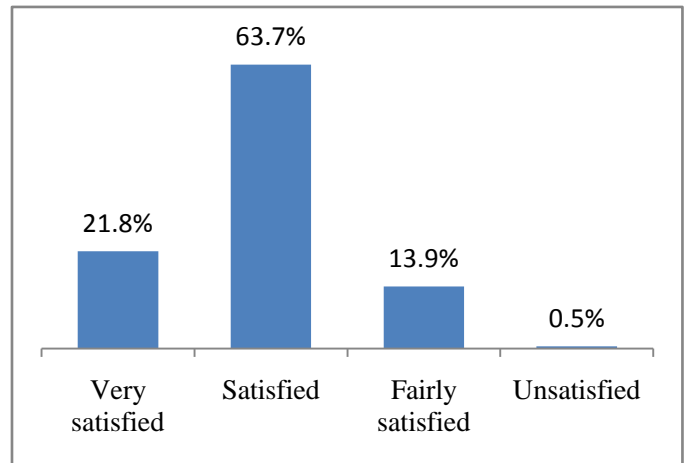
- Time to Full-Time Employment



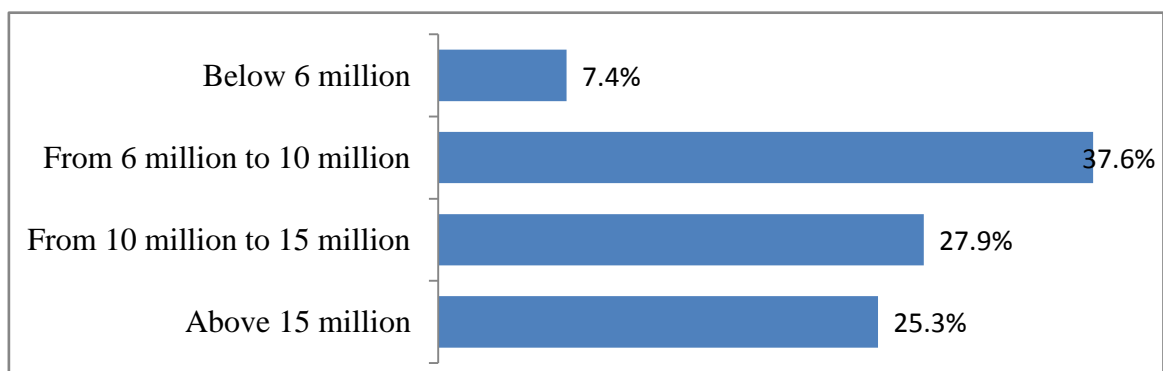
- Current Employment as Related to Major



- Satisfaction with Current Employment



- Monthly income (Vietnam Dong)



- Position and Company's name

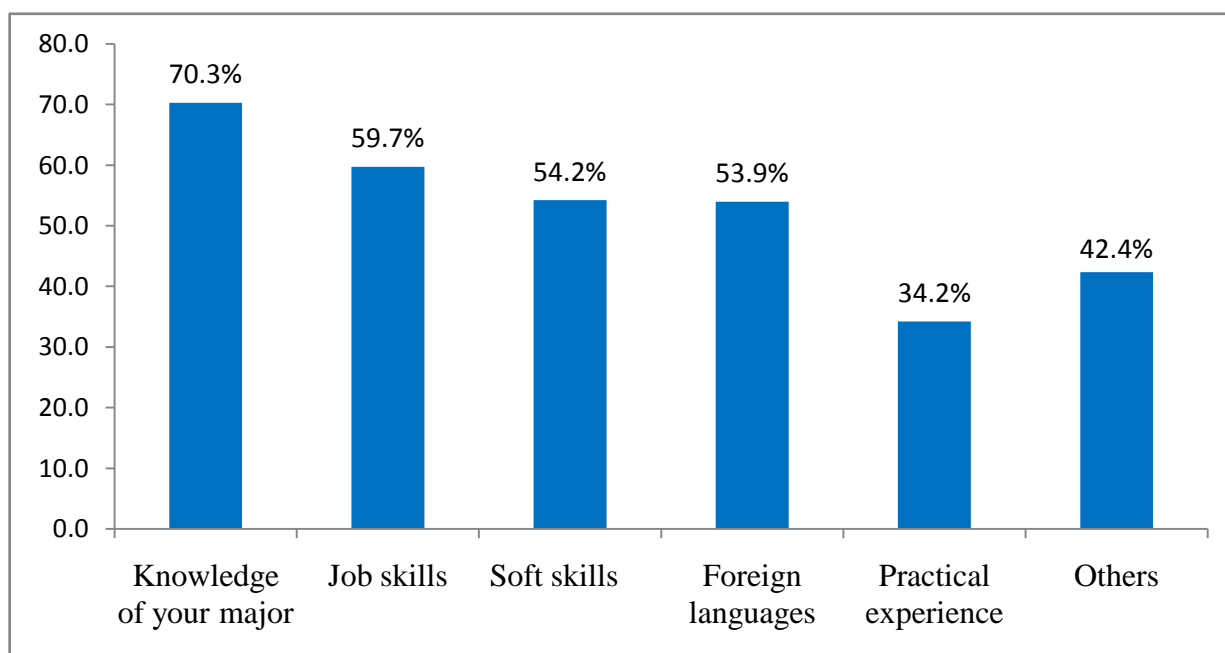
Survey participants were asked to identify their company and position.

UIT's alumni are currently working in some types of companies such as: Private business, Joint Stock Company, Limited liability company, Joint venture company and State-owned enterprise.

Alumni reported jobs across many companies/ organizations/ institutions, and at many levels of responsibility. It is difficult to generalize based upon job titles and employers alone, however here are some results of the survey:

- ▶ The word "Manager/Leader" appeared in the current job titles of 19 alumni;
- ▶ 79 alumni listed "Developer" in their current job title;
- ▶ 26 alumni listed "Software Engineer" in their current job title;
- ▶ 10 alumni listed "Lecturer/Specialist" in universities in their current job title;
- ▶ 5 alumni listed themselves as "Self- employed," while another three listed themselves as "Owner".

- The ability of the alumni are highly rated by employers



Other Further Education

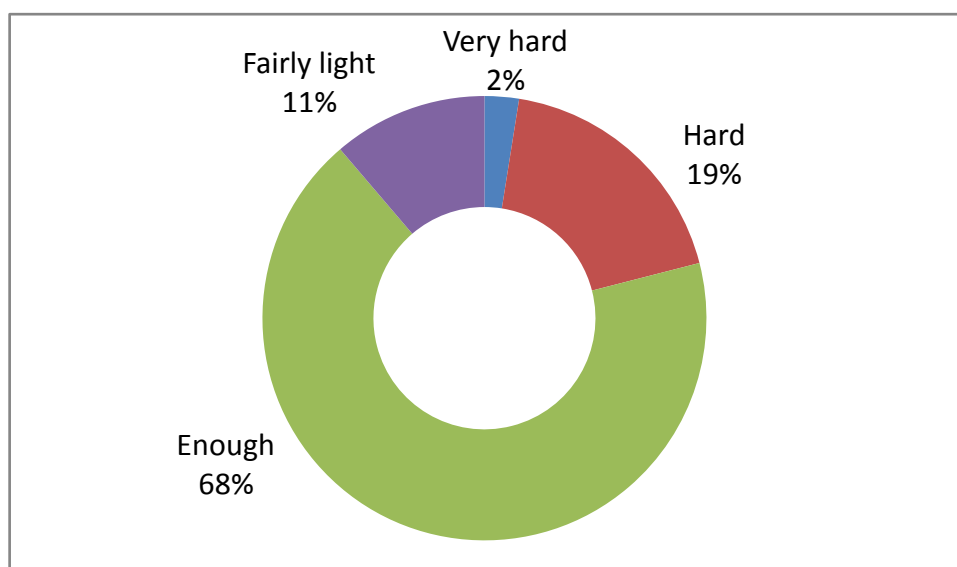
| Please indicate any further education you have attended since graduating from the UIT* | Count | Percent |
|--|------------|--------------|
| Foreign language | 142 | 35.5 |
| The same to your major | 47 | 11.8 |
| Different from your major | 43 | 10.8 |
| Post Graduate | 20 | 5.0 |
| None of the above | 208 | 52 |
| TOTAL | 460 | 115.1 |

*Respondents chose all that apply, multiple-response percentages total over 100%

2.3. Evaluating the UIT's Training Quality (%)

| Knowledge | | | | The Alumni of Faculty | Skills | | | |
|-------------|--------|-------------|------------|------------------------------------|-------------|--------|-------------|------------|
| Very useful | Useful | Less useful | Not useful | | Very useful | Useful | Less useful | Not useful |
| 18.3 | 67.1 | 19.5 | 0.0 | Software Engineering | 8.5 | 69.5 | 25.6 | 1.2 |
| 12.1 | 70.3 | 19.8 | 1.1 | Information Systems | 12.1 | 70.3 | 19.8 | 1.1 |
| 7.2 | 61.4 | 34.9 | 3.6 | Computer Science | 3.6 | 43.4 | 55.4 | 4.8 |
| 10.0 | 77.1 | 20.0 | 0.0 | Computer Engineering | 5.7 | 61.4 | 32.9 | 7.1 |
| 16.7 | 50.0 | 27.8 | 9.3 | Computer Network and Communication | 11.1 | 25.9 | 55.6 | 11.1 |

- Evaluation of the study load of the curriculum



3. Additional Comments

* Things that UIT/Faculty needs to improve (272 comments):

- Promote linkages between UIT and enterprise in order to meet their needs. This helps graduates easily find jobs (58 comments);
- Improve students' foreign language skills (English, Japanese) (38 comments);
- Focus on soft skills training (34 comments);

- Increase practice activities with respect to exercises, courseworks, internship and research programmes (28 comments);
- Promote the orientation of study, research and career for students (23 comments).
- * *The trends of job in computer and information technology fields (273 comments).*