



UNIVERSITY OF INFORMATION TECHNOLOGY
**OFFICE OF INSPECTION – LEGAL AFFAIRS
AND QUALITY ASSURANCE**

SUMMARY REPORT:
SURVEY OF SENIOR STUDENTS ON THE COURSE
(for the 2nd Graduation in 2018-2019)

1. Introduction

- The survey was designed to help gather formative feedback from senior students that can be used towards on-going improvements in the quality of course design and delivery as well as student learning experiences in the University of Information Technology (UIT).
- The survey was conducted on October 10, 2018.
- Students completed the online questionnaire at <http://survey.uit.edu.vn> managed by the Office of Inspection-Legal Affairs-Quality Assurance and the Office of Data Management and Information Technology.
- The questionnaire with 27 criteria was based on Likert scale 4 levels: 1- Not good/ Not satisfied, 2- Average, 3- Good/ Satisfied, 4- Very good/ Very satisfied, and No comment. In addition, there were questions about the employment status for student graduated and additional comments.
- The survey data was analyzed by SPSS, Excel.

2. Results

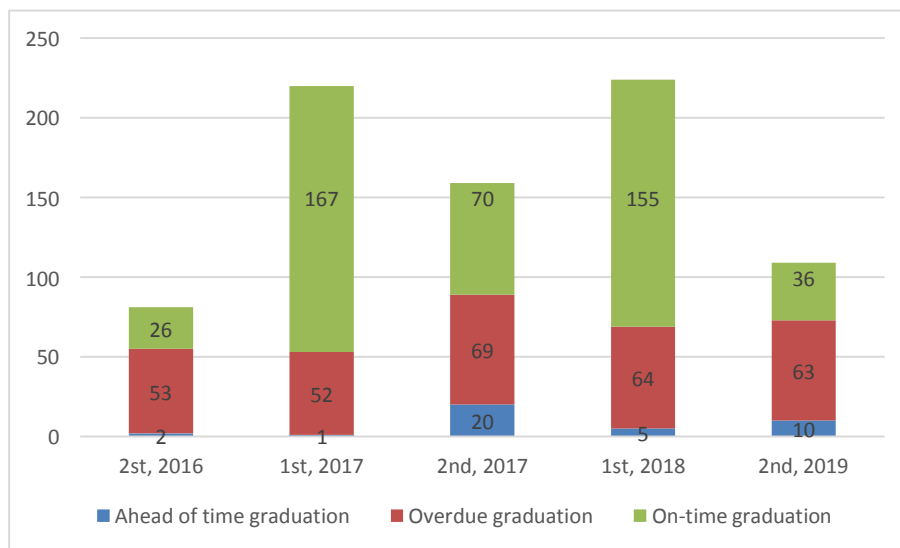
2.1. Number of senior students in the feedback

No.	Program	Number of graduates	Number of responses	Responses (%)
1.	Information Technology	7	3	42.9
2.	Information Technology (Information Security Major)	6	5	83.3
3.	Information System	7	5	71.4
4.	Information System (E-Commerce Major)	4	3	75.0
5.	Information System (<i>Advanced Education Program</i>)	5	2	40.0
6.	Computer Science (CS)	23	20	87.0
7.	Computer Science (Honor Bachelor Program)	18	15	83.3
8.	Computer Engineering	15	12	80.0

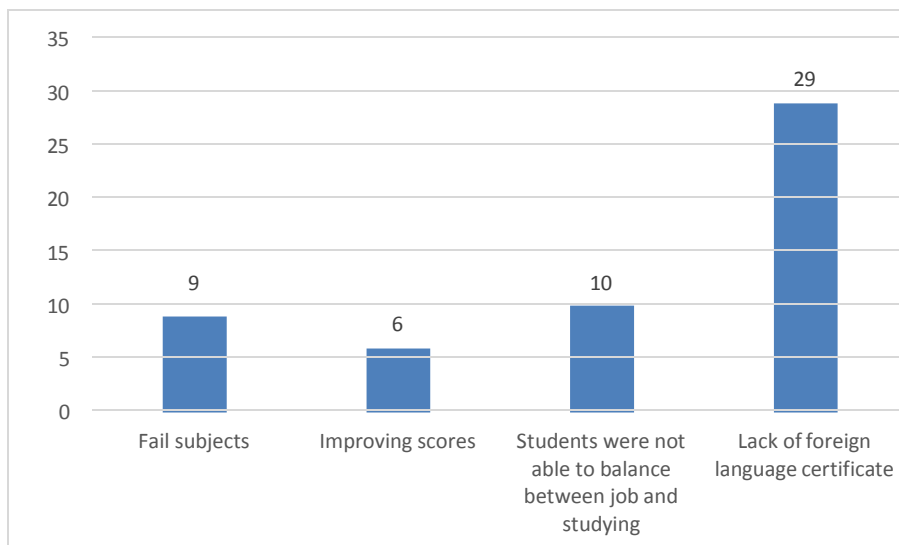
9.	Computer Engineering (<i>High quality program</i>)	1	1	100.0
10.	Software Engineering	25	18	72.0
11.	Computer networks & Communications	13	10	76.9
12.	Information Security (<i>Honor Engineer Programs</i>)	16	15	93.8
Tổng cộng		140	109	77.9

2.2. Time for graduation

There were 36/109 (33.0%) senior students who graduated on- time (4 years for bachelor program and 4.5 years for Engineering Program), 63 students (57.8 %) overdue and others before the time required. The status of students graduated as follows as:



There were some reasons to explain why students graduated on late



The reason for students graduated overdue in each program:

Fields	Reasons				
	Fail subjects	Improving scores	Working	Lack of foreign language certificate	Total
Information technology	-	-	-	-	0
Information Technology (Information Security Major)	-	-	-	2	2
Information System (<i>Full-time+ E-commerce+Advance Education program</i>)	2	1	1	1	5
Computer Science (<i>Full-time + Honor Bachelor Program</i>)	2	1	1	4	8
Kỹ thuật Máy tính <i>Full-time+ High quality program</i>)	1	1	2	7	11
Software Engineering	1	1	4	6	12
Computer networks & Communications	1	2	1	4	8
Information Security	-	-	-	-	0
Total	7	6	9	24	46

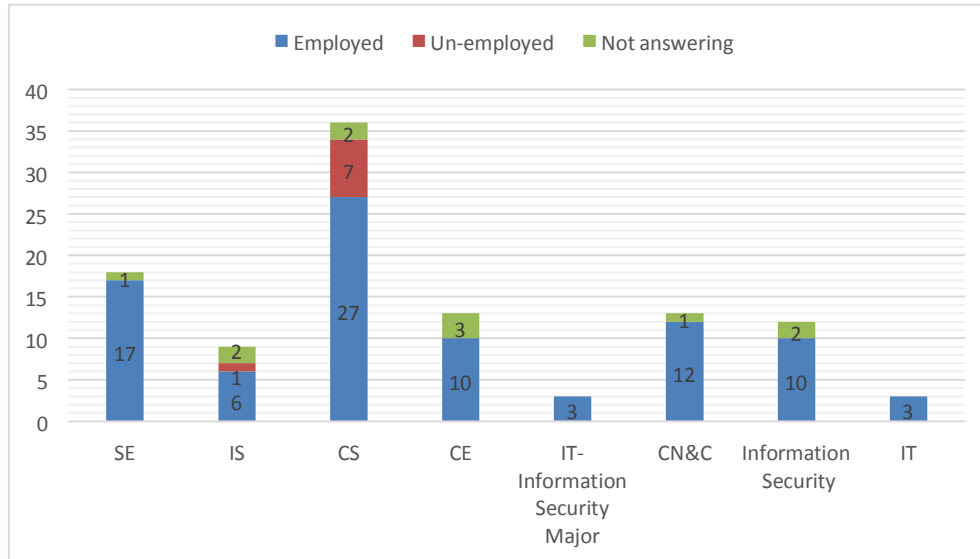
The chart showed that the percentage of students did not graduate on time was to lack foreign language certificate (24/46 respondents). This result was as same as some recent survey. Regulation for language foreign learning-outcome noticed to the student by Affairs Department through media means. However, there were a lot of students who couldn't adapt to this current standard. Some students said that some teaching activities were not helpful or the foreign language centre did not work effectively.

Besides, due to the special of IT's field, students are in 3 or 4 years able to go to work parallel with studying at school. This is a reason to prevent students graduated on- time.

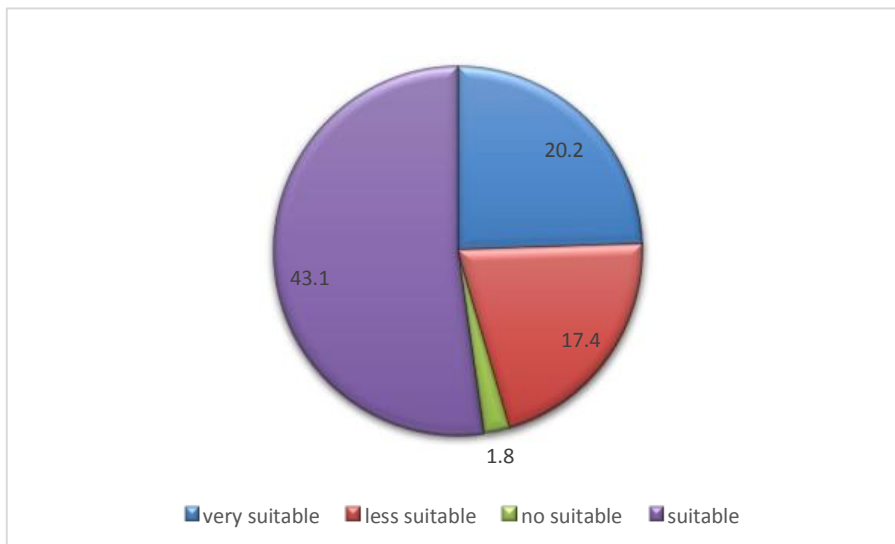
2.3. The employment situation of graduates

There were 96/109 students answered the question, including 88/96 students have been working full-time (80.7%) and others have not found the jobs yet (7.34%). Overall, the percentage of employed before and after graduated are high and remain for many years.

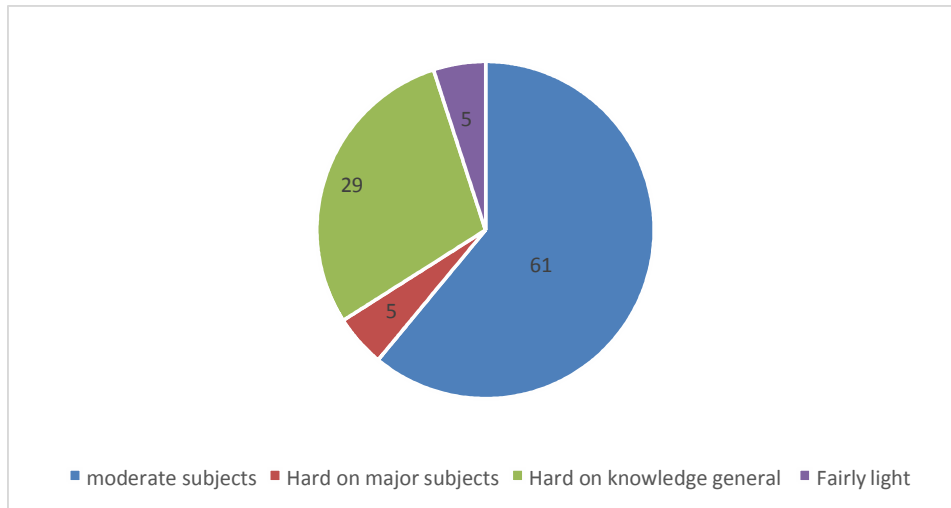
In total 63 students overdue, there were 28 students found full-time employment, 8 students have not found jobs yet and 11 students didn't answer.



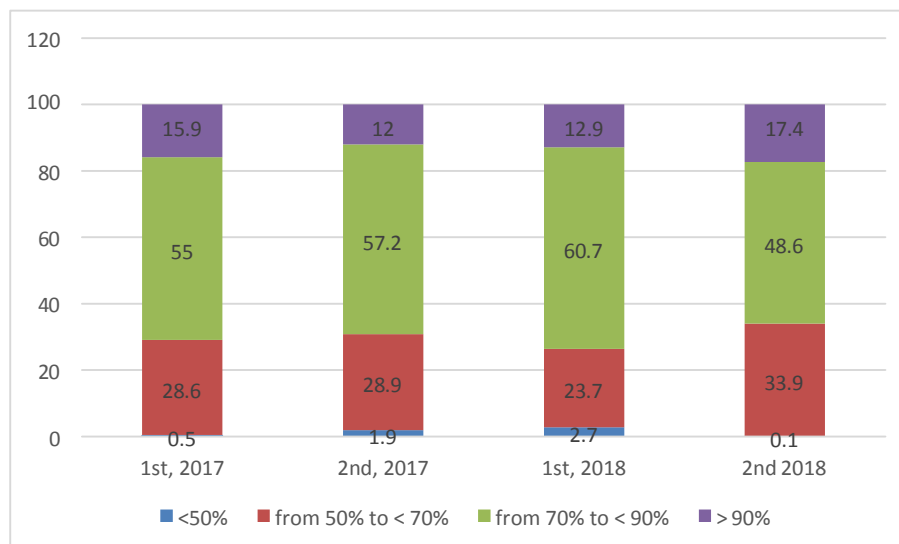
2.4. Current Employment as Related to Major



2.5. Evaluation on the amount of the curriculum

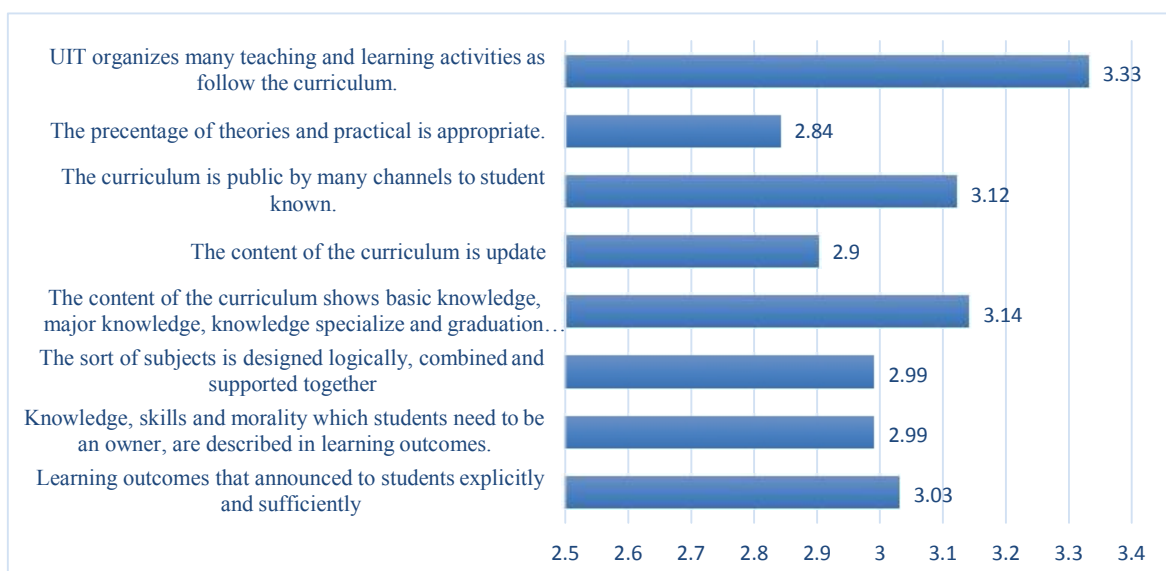


2.6. Self-assessments of achievement of curriculum's learning outcomes

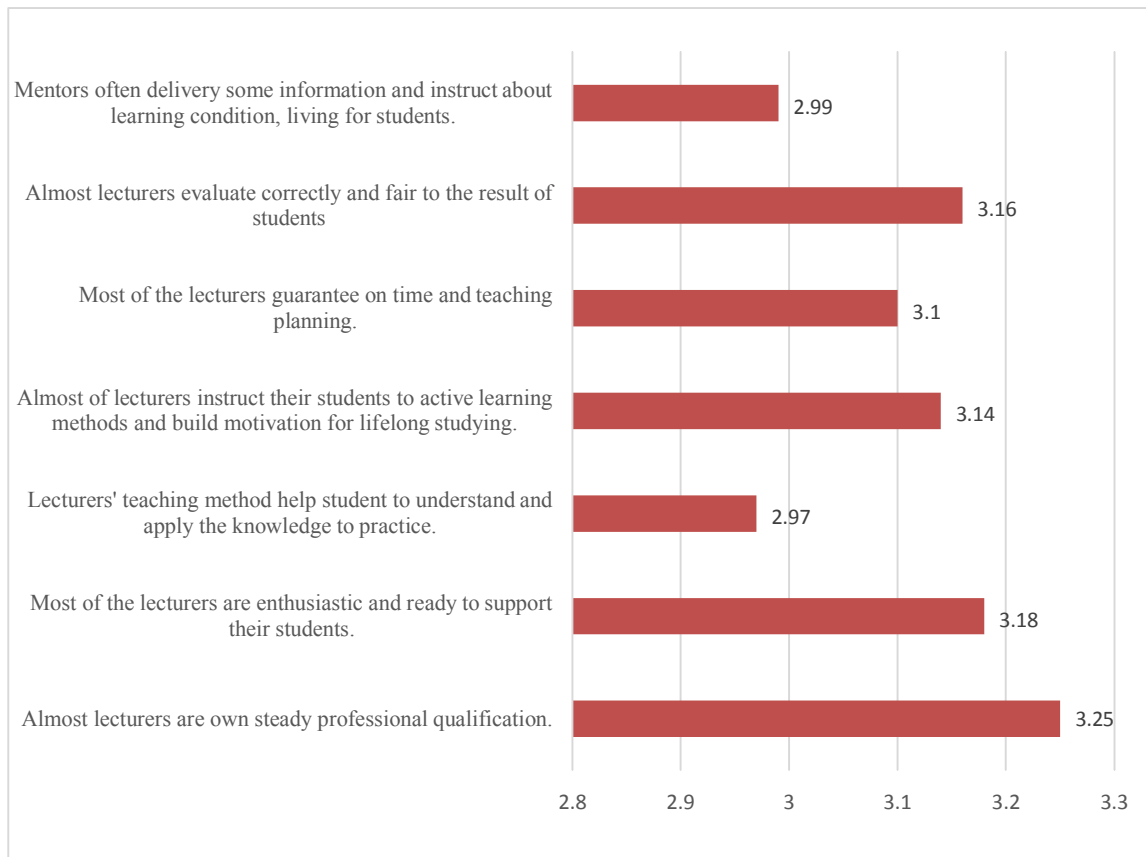


2.6. Assessment and Comments on the Course (Mean)

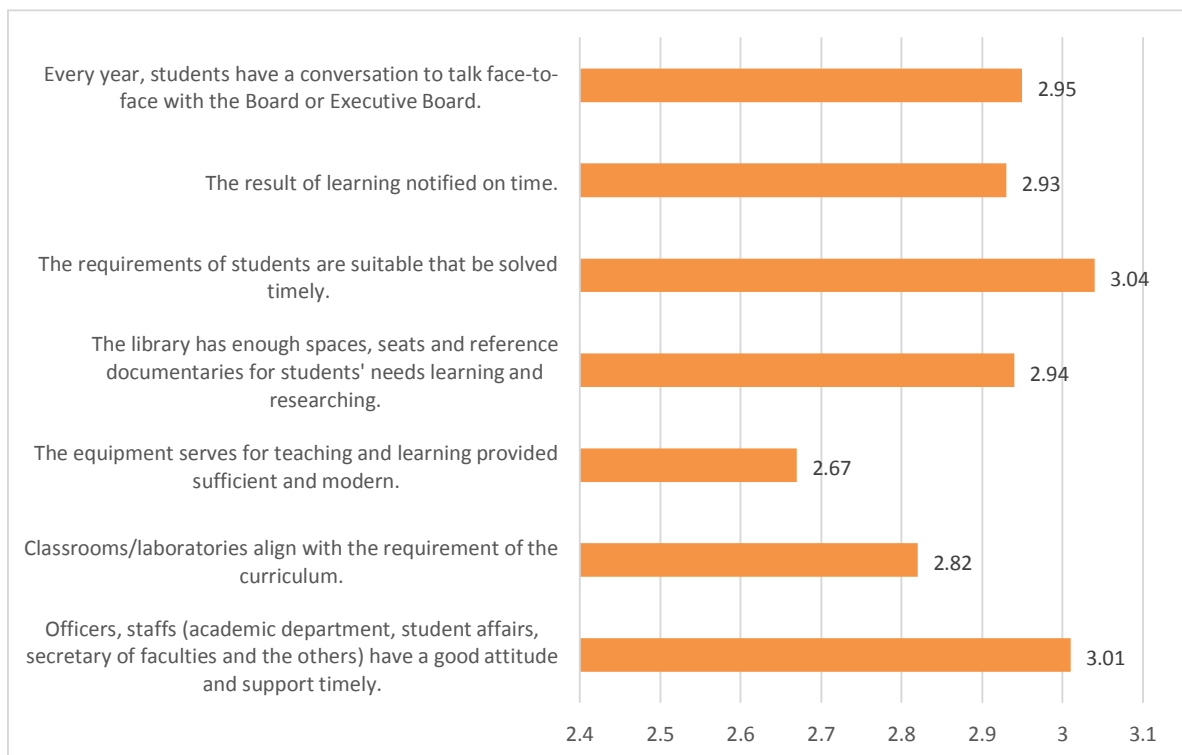
- Goals and Curriculum (8 criteria)



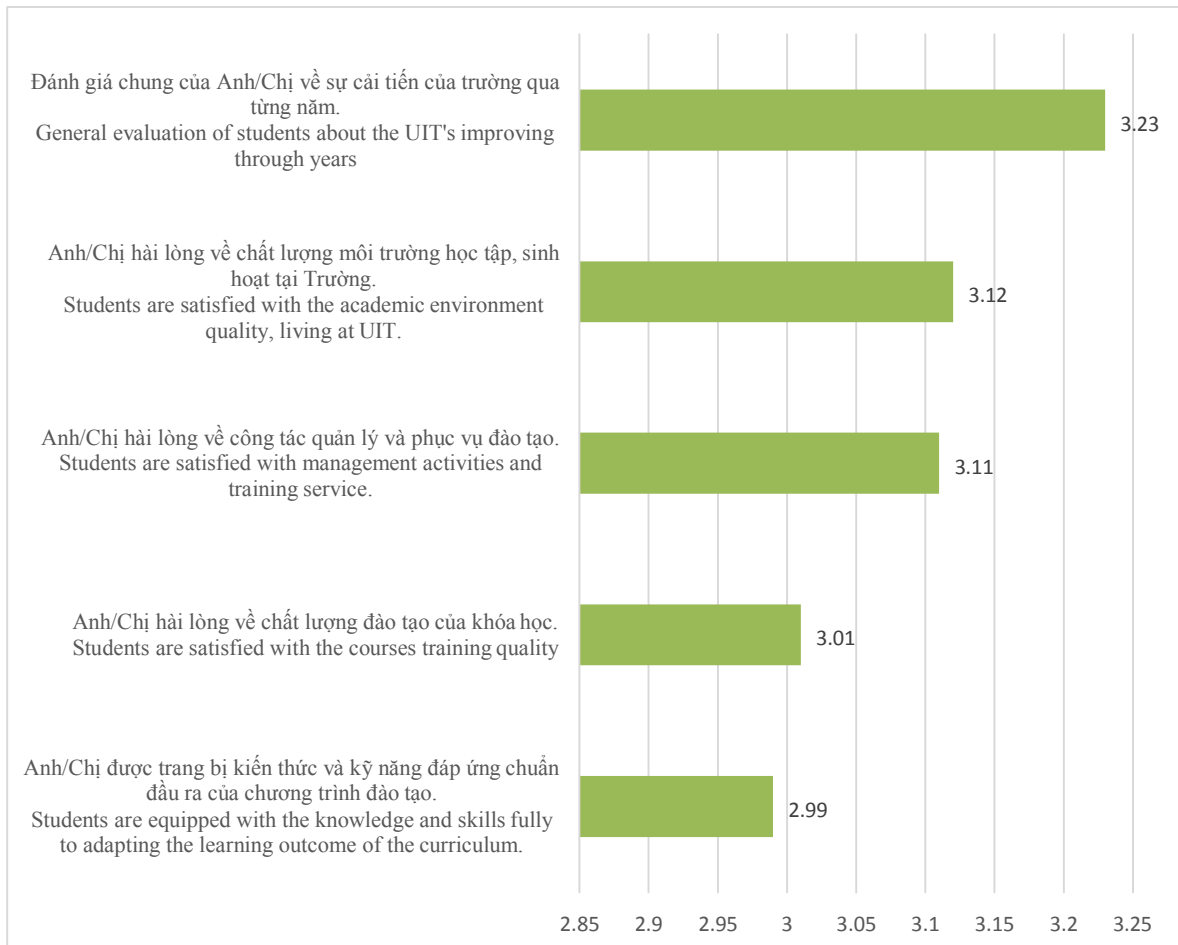
- Lecturers (7 criteria)



- Management and academic service (7 criteria)



- General evaluate (5 criteria)



3. Additional Comments

There were 34 comments satisfaction and dissatisfaction about the course, including 12 comments related to the faculties or departments, 13 comments related to functional departments and the others. These comments are shown in the appendix of the report.