

**SUMMARY REPORT:**  
**SURVEY OF SENIOR STUDENTS ON THE COURSE**  
**(for the 1<sup>st</sup> Graduation in 2018)**

**1. Introduction**

- The survey was designed to help gather formative feedback from senior students that can be used towards on-going improvements in the quality of course design and delivery as well as student learning experiences in the University of Information Technology (UIT).
- The survey was conducted on May 17 – June 16, 2018.
- Students completed the online questionnaire at <http://survey.uit.edu.vn> operated by the Office of Inspection-Legal Affairs-Quality Assurance and the Office of Data Management and Information Technology.
- The survey respondents were graduates in the 1<sup>st</sup> Graduation Ceremony 2018.
- The questionnaire with 27 criteria was based on Likert scale 4 levels: 1- Not good/ Not satisfied, 2- Average, 3- Good/ Satisfied, 4- Very good/ Very satisfied, and No comment. In addition, there were questions about the employment situation of graduates and additional comments.
- The survey data was analyzed by SPSS, Excel.

**2. Results**

**2.1. Number of senior students in the feedback**

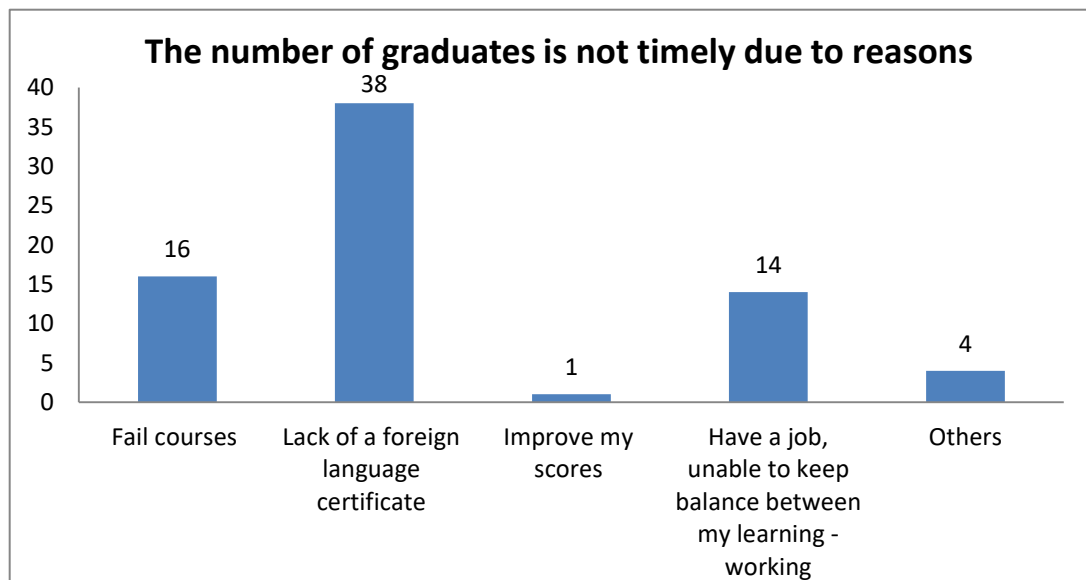
	<b>Faculties (Programmes)</b>	<b>Number of graduates</b>	<b>Number of responses</b>	<b>% responses</b>
1	Information Science and Technology (IS&T)	8	7	<b>87.5</b>
3	Software Engineering (SE)	56	52	<b>92.9</b>
	Software Engineering ( <i>High Quality Program</i> )	13	9	<b>69.2</b>
4	Information Systems (IS)	32	24	<b>75.0</b>
5	Information Systems ( <i>Advanced Education Program</i> )	14	7	<b>50.0</b>
6	Computer Science (CS)	28	20	<b>71.4</b>
7	Computer Science ( <i>Honor Bachelor Programs</i> )	7	4	<b>57.1</b>

8	Computer Engineering (CE)	29	17	<b>58.6</b>
	Computer Engineering ( <i>High Quality Program</i> )	6	5	<b>83.3</b>
9	Computer Network and Communication (CN&C)	82	61	<b>74.4</b>
10	Computer Network and Communication ( <i>Honor Engineer Programs</i> )	18	18	<b>100.0</b>
<b>TOTAL</b>		<b>293</b>	<b>224</b>	<b>76.5</b>

## 2.2. The reasons students don't graduate on time

There are 28.6% (64/224) of full-time students don't complete their bachelor's degree on time, 69.2% (155/224) graduates on time, 2.2% (5/224) of graduates prior to UIT's deadline.

Some of the causes of taking so long to graduate which students mentioned in the survey:

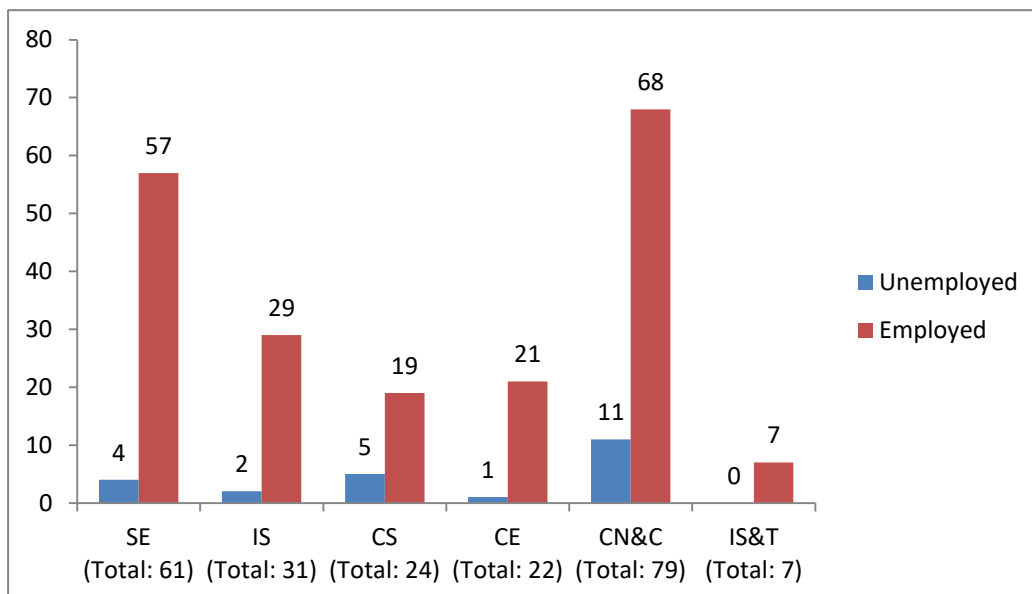


The number of graduates is not timely due to reasons in each program:

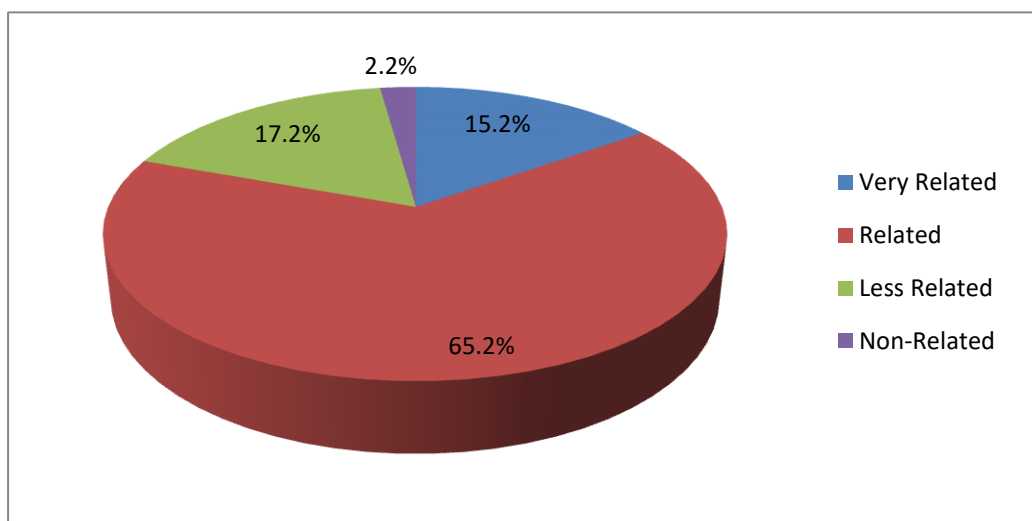
Ngành đào tạo	Các nguyên nhân					Total
	Fail courses	Improve scores	Have a job	Lack of a foreign language certificate	Others	
IS&T	-	-	-	4	1	5
IS	4	-	4	11	1	20
CS	6	1	1	10	1	19
CE	1	-	-	-	-	1
SE	2	-	5	7	-	14
CN&C	3	-	4	6	1	14
<b>Total</b>	<b>16</b>	<b>1</b>	<b>14</b>	<b>38</b>	<b>4</b>	<b>73</b>

### 2.3. The employment situation of graduates

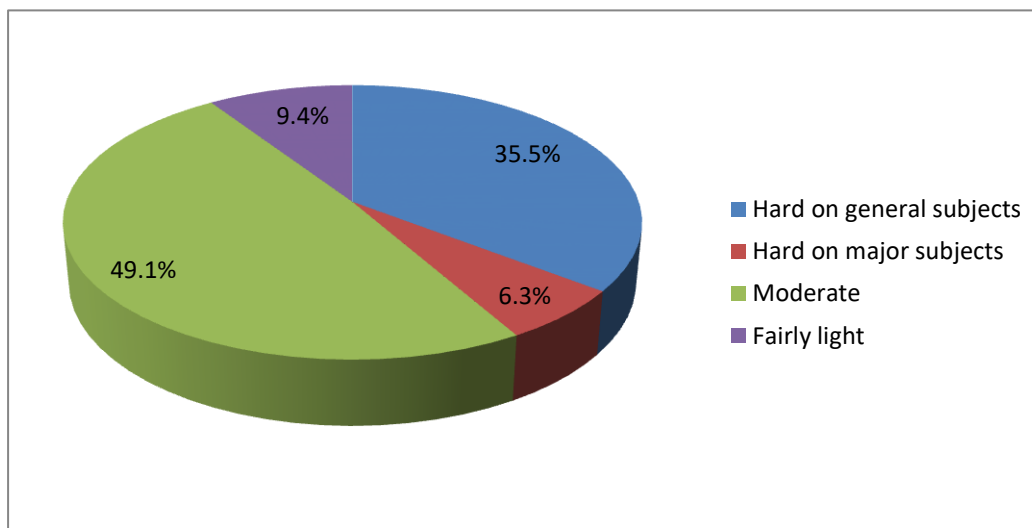
There are about 89.7% (201/224) of graduates found full-time employment before their graduation; 10.3% (23/224) of graduates have not yet found a job.



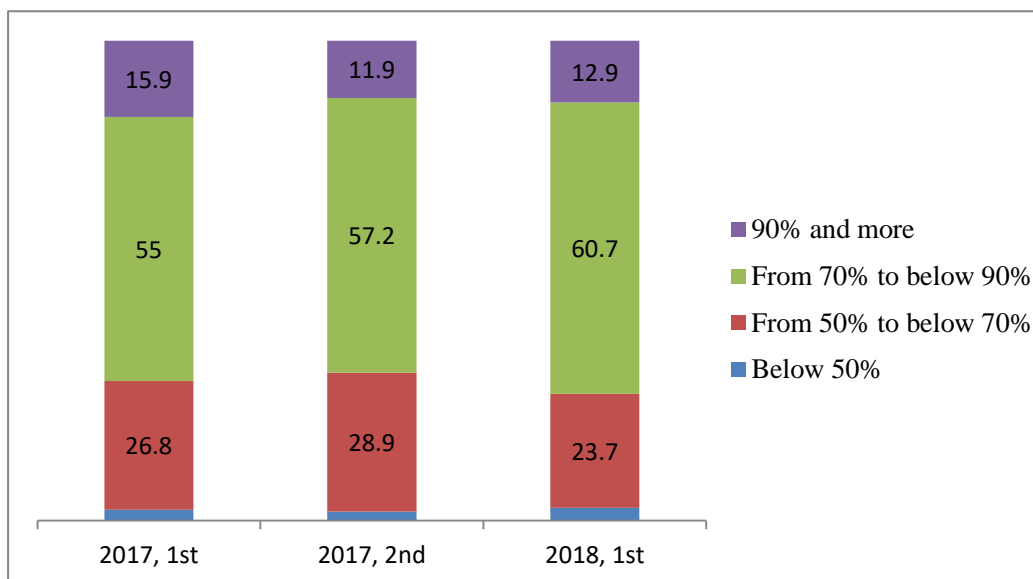
### 2.4. Current Employment as Related to Major



### 2.5. Evaluation on the amount of the curriculum

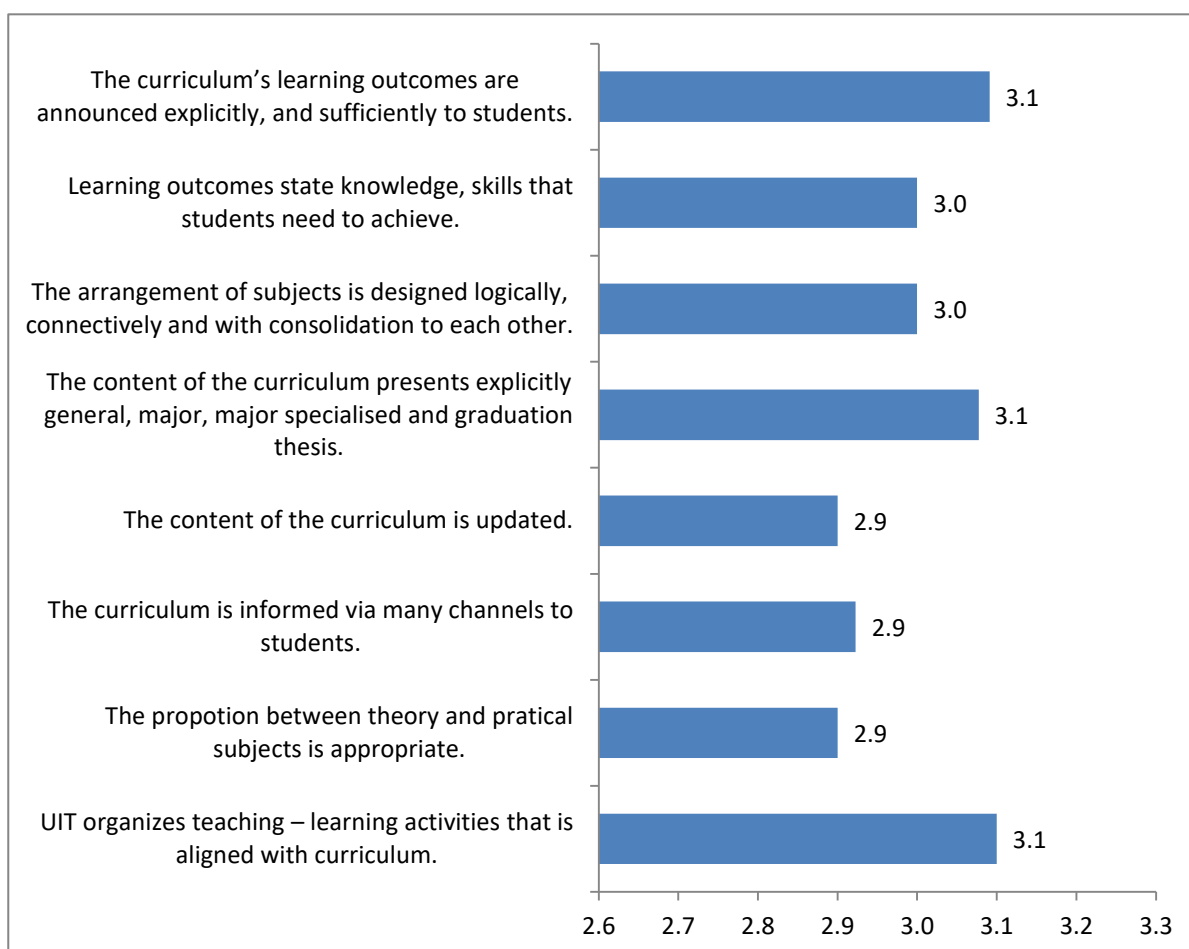


## 2.6. Self-assessments of achievement of curriculum's learning outcomes



## 2.6. Assessment and Comments on the Course (Mean)

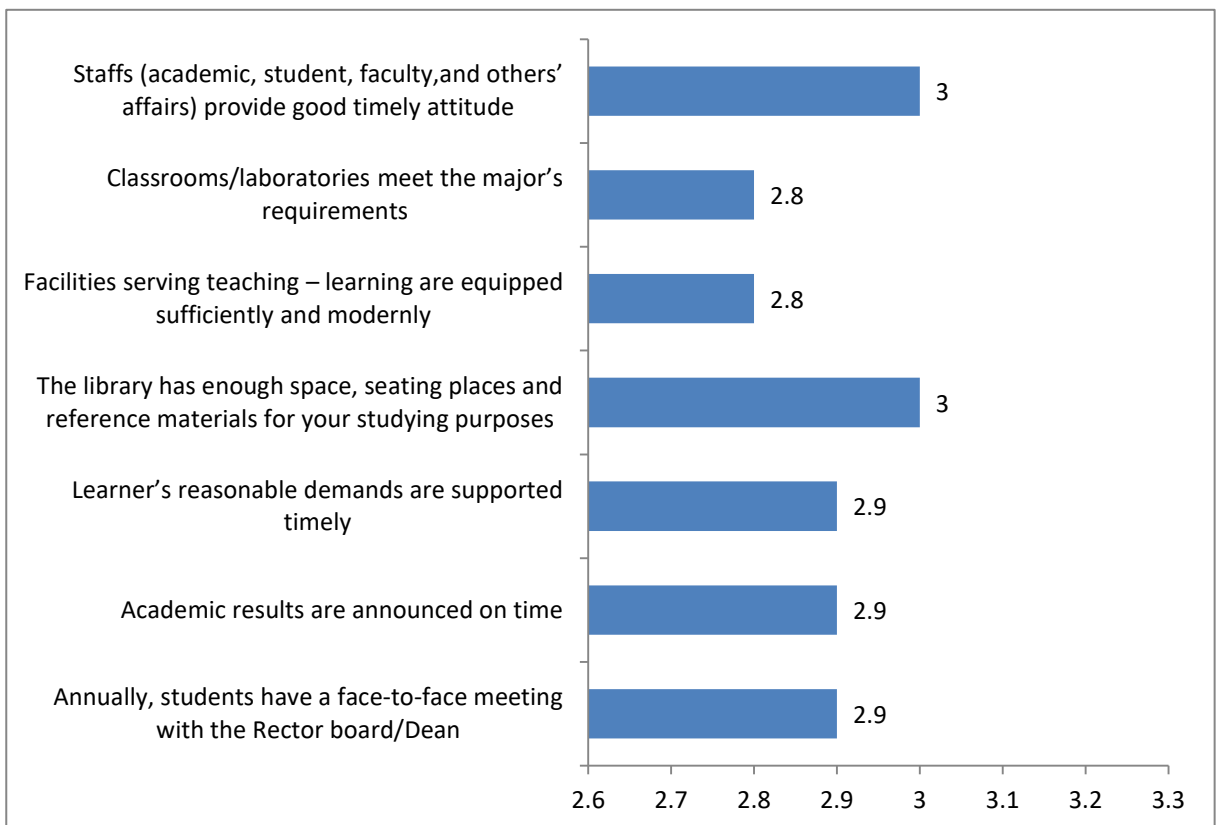
### - Goals and Curriculum (8 criteria)



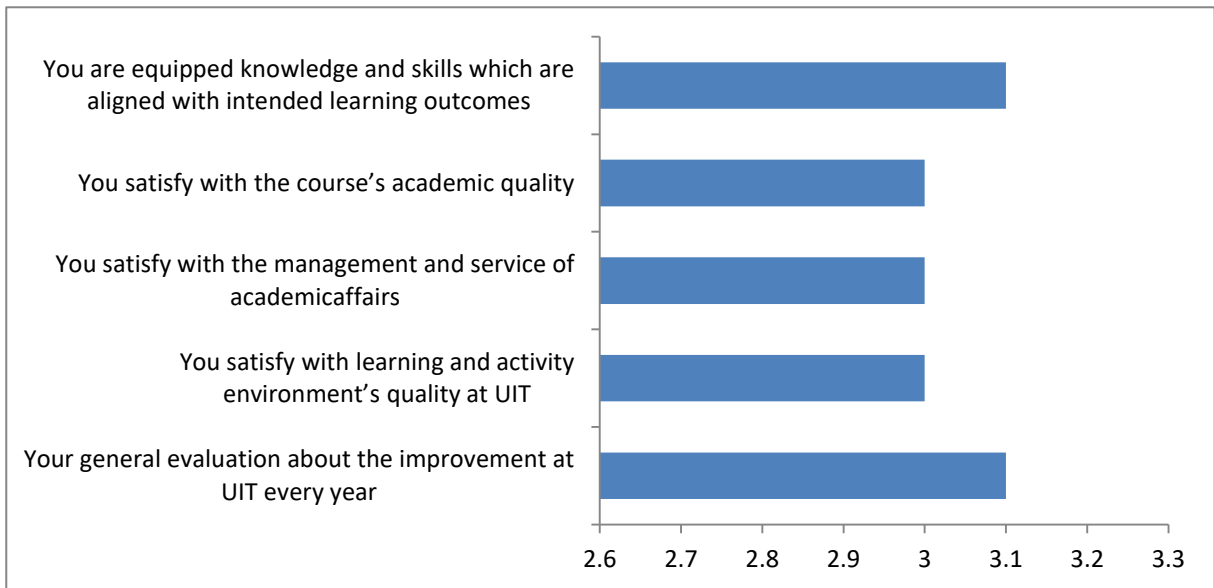
**- Lecturers (7 criteria)**



**- Management and academic service (7 criteria)**



**- General evaluate (5 criteria)**



**3. Additional Comments**

There were 36 comments on the satisfaction and dissatisfaction of the course, including 30 comments related to the faculties/departments, 13 comments related to functional departments. These comments are shown in the appendix of the report.