

2015 EMPLOYER SATISFACTION SURVEY SUMMARY RESULTS REPORT

1. Introduction

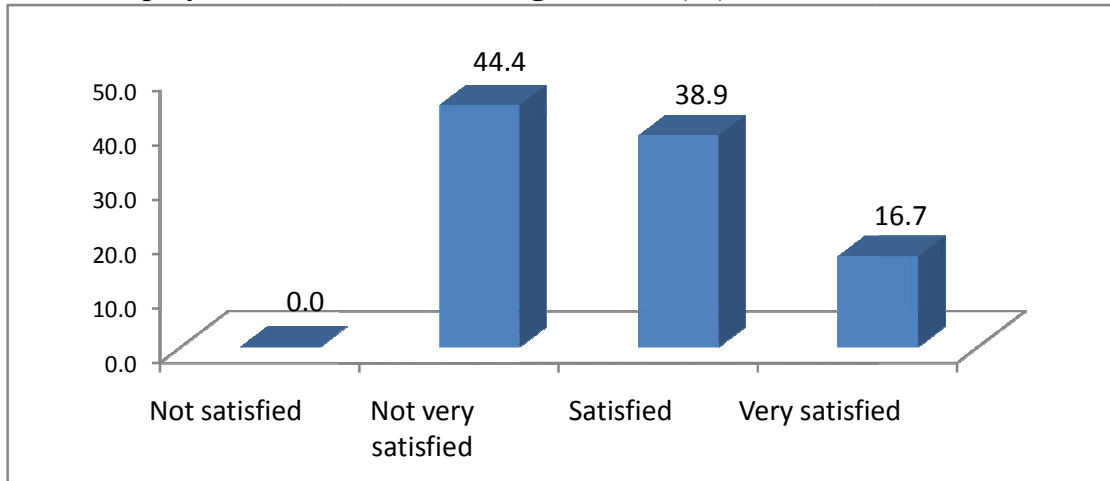
- University of Information Technology (UIT) conducts employer survey as a way of assessing the realization of the programme educational objectives. By doing this, employers are given the chance of evaluating the performance of the employees who are UIT graduates. The survey includes assessment on quality of work, productivity, work attitude, commitment and compliance to company rules. Hence, this report summarizes the results of the employers' evaluation of the UIT graduates.
- The survey was conducted from November 13 to December 20, 2015.
- Most of the survey respondents are HR managers/ training supervisors/ heads of companies/ organizations/ institutions where the UIT graduates are working.
- The UIT Rector established the Organization Board to collect employer's feedback, consisting of representatives from faculties, the Office of Inspection-Legal Affairs and Quality Assurance and the Office of Students Affairs. The survey invitation and questionnaire were emailed or sent directly to all employers.
- The survey was 5 questions in length, including assessment on quality of work, productivity, work attitude, commitment and compliance to company rules, and 2 questions for open-ended comments.

2. Results

2.1. The number of employer respondents

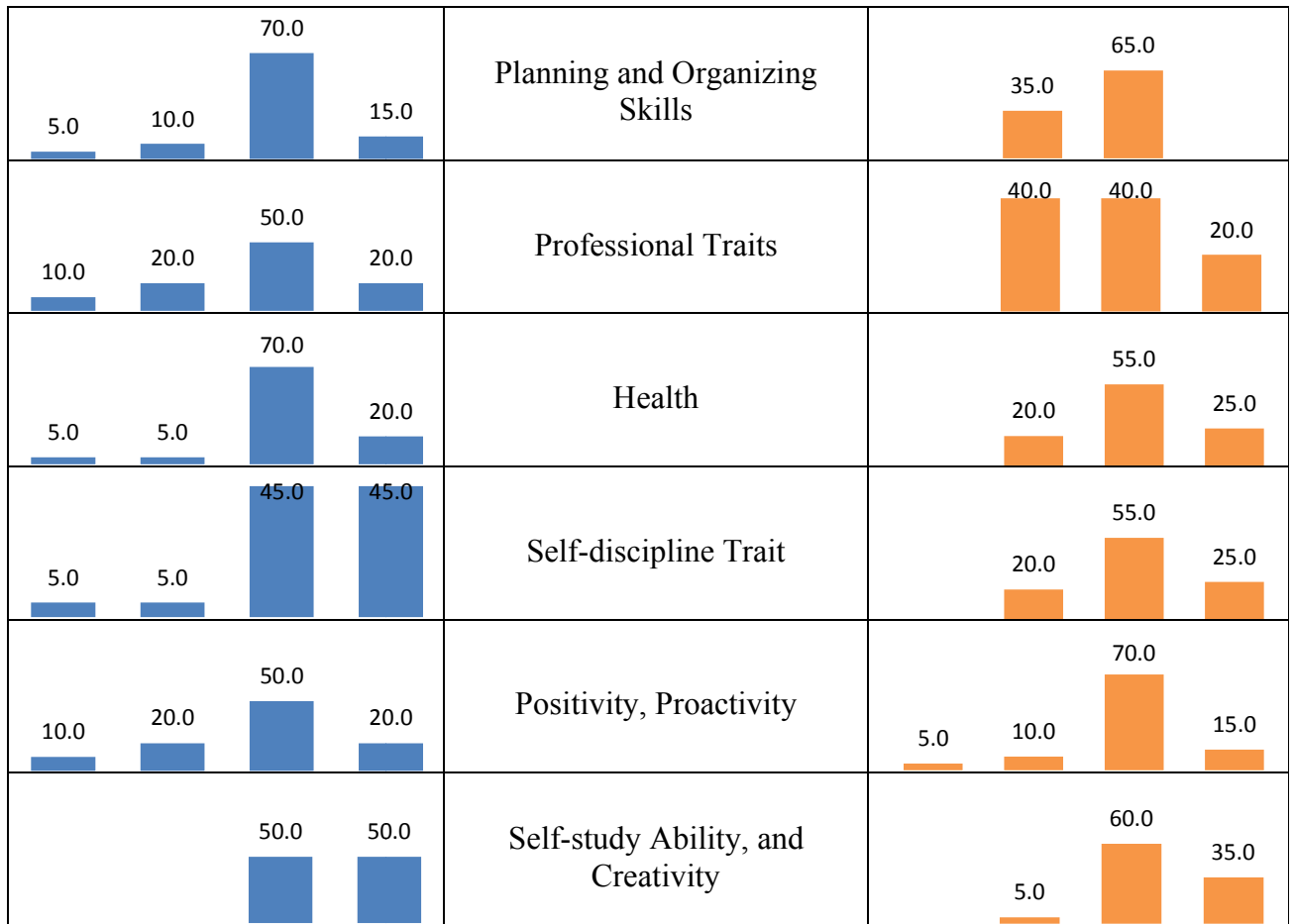
	Faculties	Number of targets	Number of respondents	Number of UIT's alumni is working at organization
1	Software Engineering (SE)	8	7	101
2	Information Systems (IS)	7	0	0
3	Computer Science (CS)	6	2	2
4	Computer Engineering (CE)	13	2	7
5	Computer Network and Communication (CN&C)	7	2	2
6	The Office of Students Affairs	16	7	235
	TOTAL	41	20	347

2.2. Employer satisfaction of UIT's graduates (%)

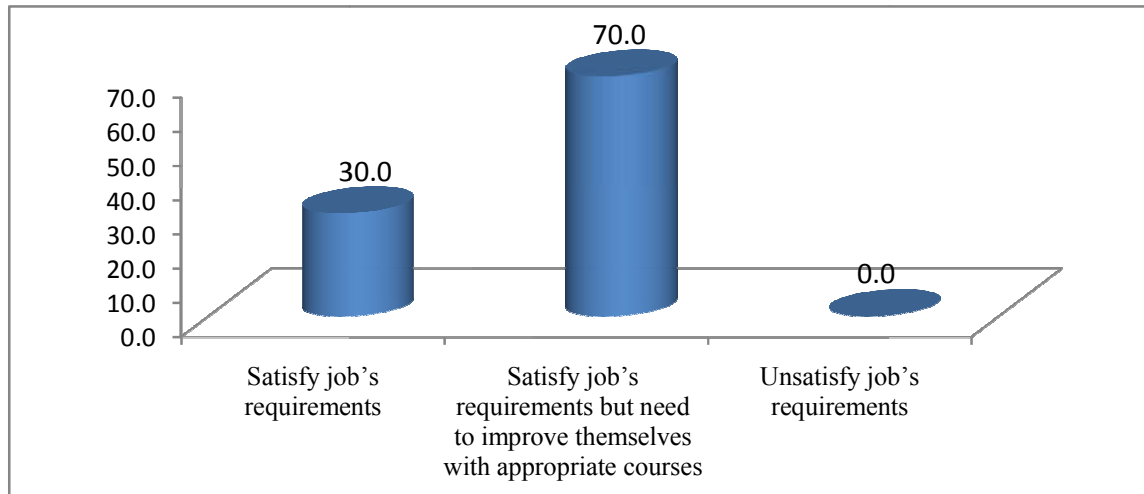


2.3. Requirements and judges for UIT's Alumni

Organization's requirement (%)				Evaluation Criteria	Judge UIT's alumni (%)			
Not important	Less important	Important	Very important		Poor	Fair	Good	Very good
		40.0	60.0	Basic Knowledge			65.0	35.0
	5.0	80.0	15.0	Professional Skills		25.0	55.0	20.0
25.0	30.0	45.0		Working Experience	5.0	45.0	45.0	5.0
5.0	25.0	65.0	5.0	Foreign Language Skills		60.0	35.0	5.0
10.0	5.0	60.0	25.0	Collecting, Analyzing, and Processing Data Skills		20.0	65.0	15.0
5.0	5.0	65.0	25.0	Teamwork Skills		15.0	65.0	20.0
15.0	15.0	60.0	10.0	Communication Skills, Public relationship		20.0	70.0	10.0



2.4. The ability to satisfy job's requirements of UIT's alumni (%)



3. Additional Comments

- Evaluation on the strengths and weaknesses of the UIT graduates: 33 comments;
- General evaluation: 13 comments;
- The current trends in the ICT field: 12 comments.