

2017 ALUMNI SURVEY SUMMARY RESULTS REPORT

1. Introduction

- The purpose of the survey has been to examine the state of our former students in a number of categories: (1) Employment, (2) Further education, (3) Feedback on our bachelor's degree program; and to determine the extent to which the University of Information Technology (UIT) met the needs of its graduates in important academic areas.
- The survey was conducted from October 17 to November 30, 2017.
- The survey respondents were alumni who graduated from academic year 2013-2014 to 2017-2018 (1st graduation).
- The UIT Rector established the Organization Board to collect alumni's feedback, consisting of representatives from faculties, the Office of Inspection-Legal Affairs and Quality Assurance and the Office of Students Affairs. The alumni survey invitation was emailed to all alumni with valid email addresses. The alumni completed the online questionnaire at <http://survey.uit.edu.vn>.
- The survey was 11 questions in length, including 7 questions for graduating information (current job status, job level and function, work location, organizational size, salaries,...), 4 questions for evaluating the UIT's training quality and open-ended comments.

2. Results

2.1. Number of Respondents and Response Rates

Faculties		Number of graduates	Number of respondents	% Response (2017)	% Response (2016)
1	Software Engineering (SE)	403	102	25.3	19.5
2	Information Systems (IS)	369	136	36.9	26.9
3	Computer Science (CS)	329	103	31.3	27.1
4	Computer Engineering (CE)	279	59	21.1	20.7
5	Computer Network and Communication (CN&C)	440	75	17.0	12.6
Total		1820	475	26.1	20.7

2.2. Graduating Information

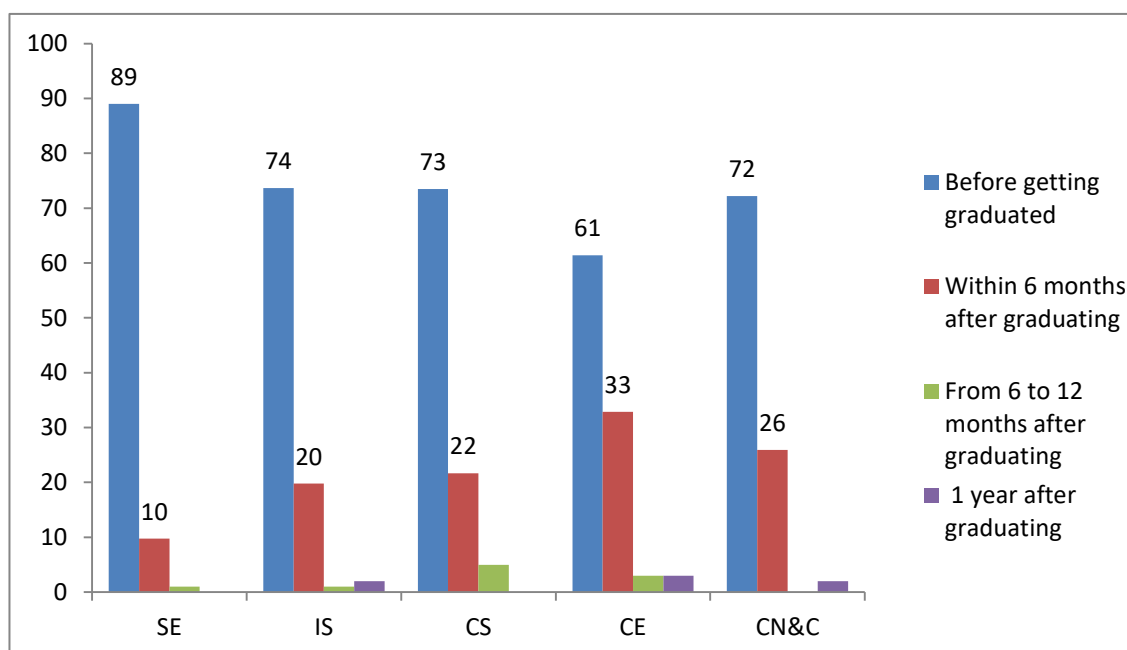
- Employment Status

Among the 475 alumni participated in the survey in 2017, 94.1% (447/475) are currently employed, of which 94.4% work for an employer and 5.6% are self-employed/business owners.

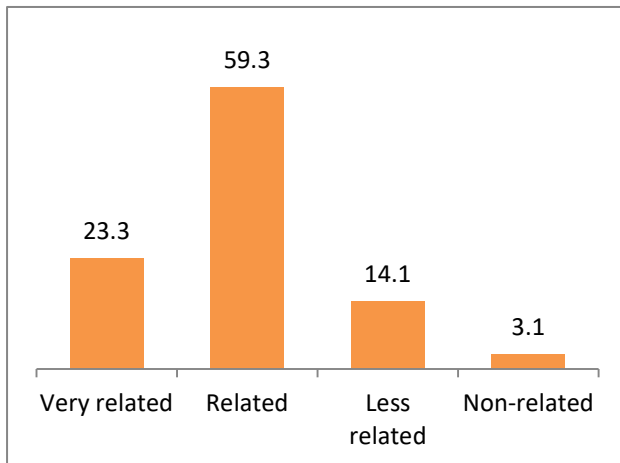
5.9% (28/475) alumni are unemployed: 3.4% continue studying, 1.5% have no intention to get a job, 1.1% looked for jobs but fail.

		SE	IS	CS	CE	CN&C	Total	(%)
Employed (94.1%)	Total of:	100	133	92	54	68	447	
	- Work for an employer	95	122	89	49	67	422	94.4
	- Self-employed/business owners	5	11	3	5	1	25	5.6
	- Create jobs for other people	2	2	15	2	2	23	5.1
Unemployed (5.9%)	Total of:	2	3	11	5	7	28	
	- Continue studying	0	1	8	3	4	16	3.4
	- Have no intention to get a job	2	2	2	0	1	7	1.5
	- Look for jobs but fail	0	0	1	2	2	5	1.1

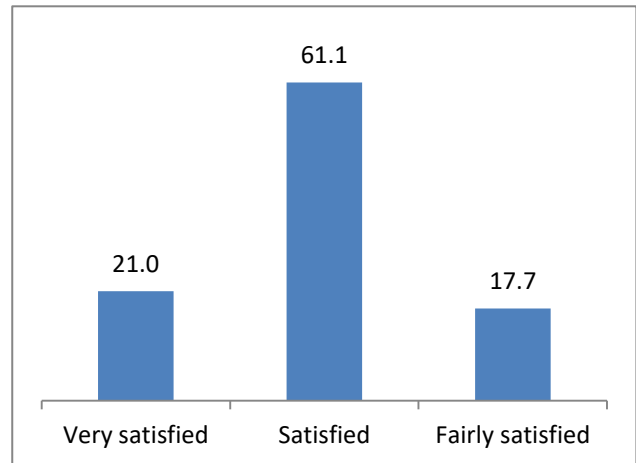
- Time to Full-Time Employment (%)



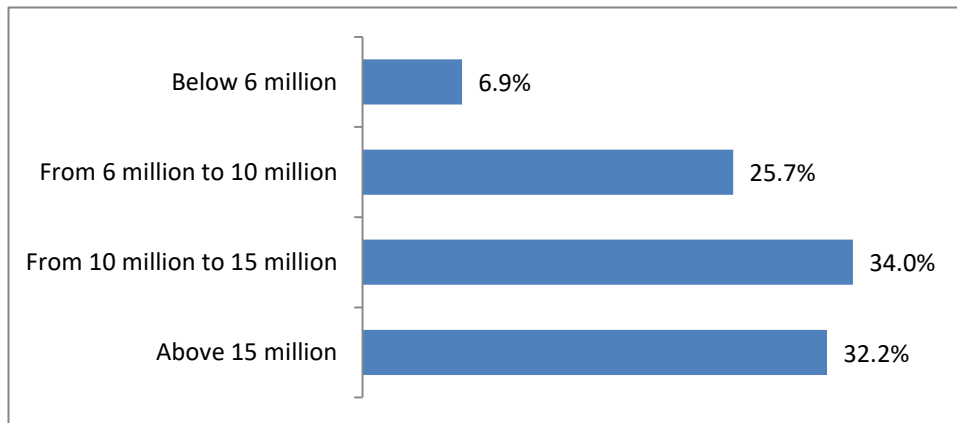
- Current Employment as Related to Major (%)



- Satisfaction with Current Employment (%)



- Monthly income (Vietnam Dong)



- Position and Company's name


Survey participants were asked to identify their company and position.

UIT's alumni are currently working in some types of companies such as: Private business, Joint Stock Company, Limited liability company, Joint venture company and State-owned enterprise.

Alumni reported jobs across many companies/ organizations/ institutions, and at many levels of responsibility. It is difficult to generalize based upon job titles and employers alone, however here are some results of the survey:

- ▶ The word "Manager/Leader" appeared in the current job titles of 31 alumni;
- ▶ 142 alumni listed "Developer" in their current job title;
- ▶ 66 alumni listed "Software Engineer" in their current job title;
- ▶ 15 alumni listed themselves as "QC/QA Engineer" in their current job title.
- ▶ 10 alumni listed "Lecturer/Specialist" in universities in their current job title;

- The ability of the alumni are highly rated by employers (General vs CS)



- Other Further Education

Please indicate any further education you have attended since graduating from the UIT*	Percent
Foreign language	69.0
The same to your major	24.8
Different from your major	15.0
Post Graduate	24.8

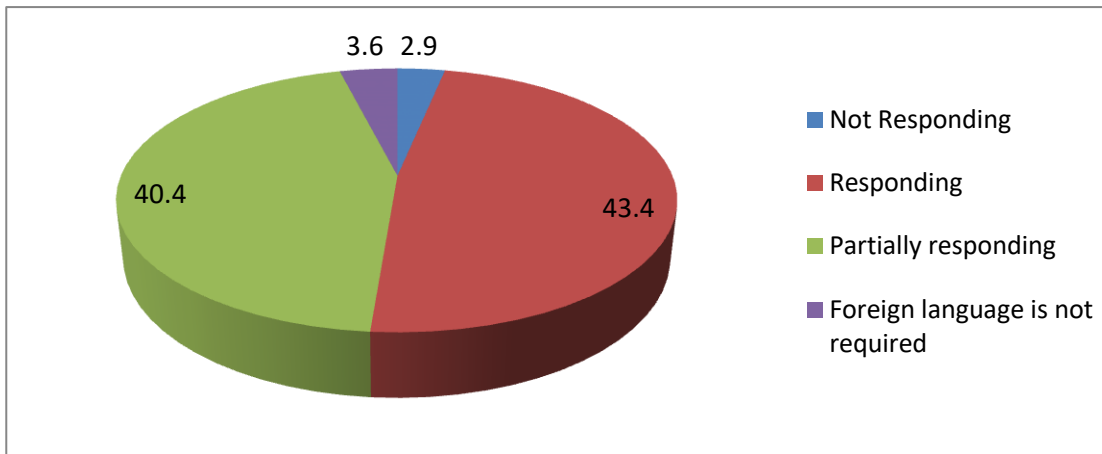
*Respondents chose all that apply, multiple-response percentages total over 100%

2.3. Evaluating the UIT's Training Quality (%)

No.	Faculty	Content	Not useful	Useful	Less useful	Very useful
1	Software Engineering	Knowledge	17.6	74.5	4.9	
		Skills	25.5	64.7	3.9	
		Projects	17.6	61.8	10.8	
2	Information Systems	Knowledge	15.4	75	8.1	
		Skills	21.3	69.1	3.7	
		Projects	20.6	69.1	3.7	

3	Computer Science	Knowledge	31.1	60.2	5.8
		Skills	45.6	42.7	6.8
		Projects	33	54.4	2.9
4	Computer Engineering	Knowledge	39	47.5	8.5
		Skills	37.3	49.2	8.5
		Projects	40.7	35.6	15.3
5	Computer Network and Communication	Knowledge	24	69.3	5.3
		Skills	41.3	50.7	5.3
		Projects	38.7	52	2.7

- The level of response of alumni' foreign language proficiency to the job requirements (%)



3. Additional Comments

There were 279 comments about *things that UIT/Faculty needs to improve and the trends of job in computer and information technology fields.*